



### Available Finishes



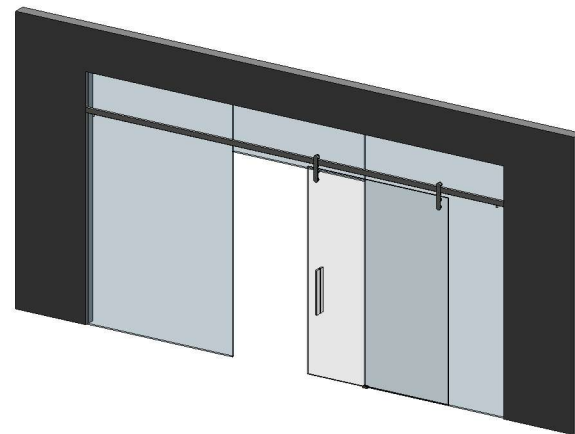
Brushed Stainless



Black stainless



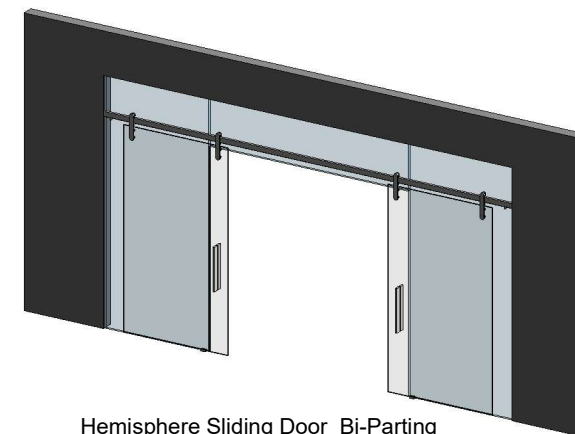
Hemisphere Sliding Door Single Solid Wall Installation



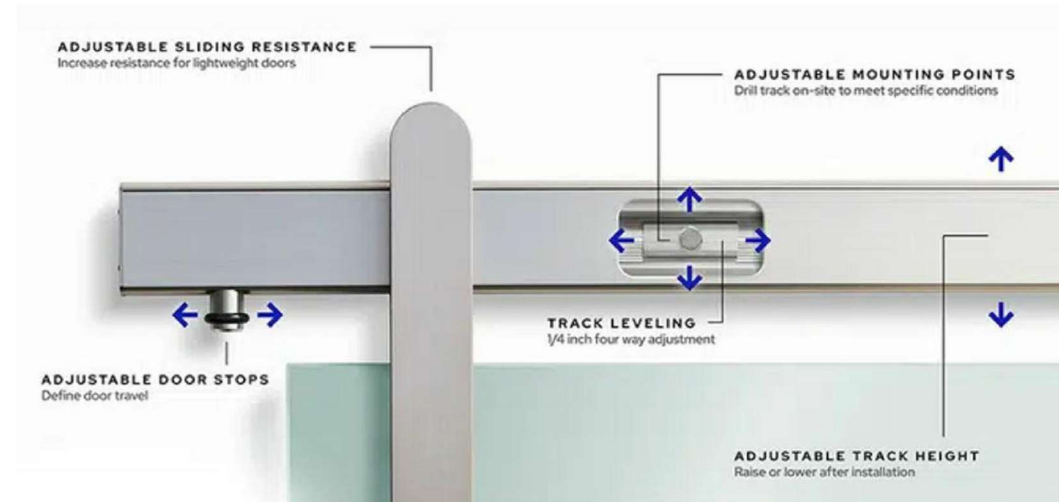
Hemisphere Sliding Door Single Glass Wall Installation



Hemisphere Sliding Door Bi-Parting Solid Wall Installation



Hemisphere Sliding Door Bi-Parting Glass Wall Installation



### Unmatched Field Adjustability

A significant benefit of this slider door series lies in its exceptional adaptability at the time of installation, ensuring a precise and accurate fit.

- Adjustable glass pane height
- Adjustable barn door stops
- Slider door track leveling
- Adjustable sliding door track height
- Adjustment of mounting points



[www.crlaurence.com](http://www.crlaurence.com)

Sleek and compact, the Hemisphere Sliding Door offers subtle sophistication and features concealed fasteners and trolley. A 200 lb maximum weight capacity makes it the perfect choice for common glass door sizes in a wide variety of applications.

Hemisphere rolling units are constructed from a solid piece of high-grade anodized aluminum for a superior quality you can see and feel. Rolling resistance can be adjusted to provide a seamless sliding experience regardless of glass panel weight.

#### Features & Benefits

- 200 lb (90.7 kg) maximum door weight
- Tested to 1,000,000 cycles
- High-grade 6005A-T61 and 6061-T6 aluminum construction
- Concealed fasteners and trolley
- Wall mount or glass mount
- Adjustable track height, door stops, and sliding resistance
- For 3/8" (10 mm) to 1/2" (12 mm) monolithic tempered glass
- Track can be cut to size or extended with track connectors
- Single or bi-parting door options

## Hemisphere Sliding Door Hardware System