

<b>COMPANY NAME</b> _____	<b>PHONE</b> _____
<b>CONTACT</b> _____ <b>ACCOUNT NO.</b> _____	<b>FAX</b> _____
<b>JOB NAME</b> _____	<b>EMAIL</b> _____

☐ **QUOTE**    ☐ **ORDER P.O. #** \_\_\_\_\_ **DATE** \_\_\_\_\_

HANDLE	HANDLE FINISH	CYLINDER BODY FINISH	CYLINDER KNOB FINISH
<input type="checkbox"/> Estate	<input type="checkbox"/> Polished Brass	Polished Brass	Polished Brass
<input type="checkbox"/> Heritage	<input type="checkbox"/> Brushed Chrome	Satin Nickel	Brushed Chrome
<input type="checkbox"/> Manor	<input type="checkbox"/> Satin Nickel	Satin Nickel	Satin Nickel
	<input type="checkbox"/> Polished Chrome	Satin Nickel	Polished Chrome
	<input type="checkbox"/> Oil Rubbed Bronze*	Oil Rubbed Bronze	Oil Rubbed Bronze
	<input type="checkbox"/> Rustic Umber	Rustic Umber	Rustic Umber
	<input type="checkbox"/> Matte Black*	Rustic Umber	Matte Black

\*(Not Available on Heritage)


STANDARD FEATURES
• Door and Frame Shipped Assembled
• Five Point Locking Device for Singles
• Seven Point Locking Device for Pairs
• 1-1/2 Pair Five - Knuckle Hinges With Non-Removable Stainless Steel Pins
<input type="checkbox"/> Add Additional Butt Hinge
<input type="checkbox"/> Additional Butt Hinge Required for Door/Frame Exceeding 84" Net Height
<input type="checkbox"/> Optional 1-1/2" Pair Adjustable Pivot Hinges In Lieu of Butt Hinges
<input type="checkbox"/> Add Additional Adjustable Pivot Hinge
<input type="checkbox"/> Additional Adjustable Pivot Hinge Required for Door/Frame Exceeding 84" Net Height
• Holder Arm
• Glass Stops for 1" (25 mm) Glazing
• Standard Bottom Rail
• Low Profile Threshold
• Handle Ordered and Shipped Separately

CYLINDER OPTIONS	CLOSER	GLAZED BY
<input type="checkbox"/> Interior Thumbturn/ Exterior Cylinder	Not Included	<input type="checkbox"/> Customer
<input type="checkbox"/> Interior Thumbturn/ Blank Exterior		<input type="checkbox"/> U.S. Aluminum

SINGLE DOOR/FRAME	THRESHOLD TYPE	HANDING
<input type="checkbox"/> Single Door Outswing With Up/Over Frame	<input type="checkbox"/> Type A <input type="checkbox"/> Type B	<input type="checkbox"/> HLSO <input type="checkbox"/> HRSO
<input type="checkbox"/> Single Door Outswing With Transom Frame	<input type="checkbox"/> Type A <input type="checkbox"/> Type B	<input type="checkbox"/> HLSO <input type="checkbox"/> HRSO
<input type="checkbox"/> Single Door 10" Bottom Rail Outswing With Up/Over Frame	• Type B	<input type="checkbox"/> HLSO <input type="checkbox"/> HRSO
<input type="checkbox"/> Single Door 10" Bottom Rail Outswing With Transome Frame	• Type B	<input type="checkbox"/> HLSO <input type="checkbox"/> HRSO

**NOTE: Maximum Frame Size for Single is 48" x 96" With Transom up to 120". Maximum Frame Size for Pair is 84" x 96" With Transom up to 120". Minimum Height is 79".**

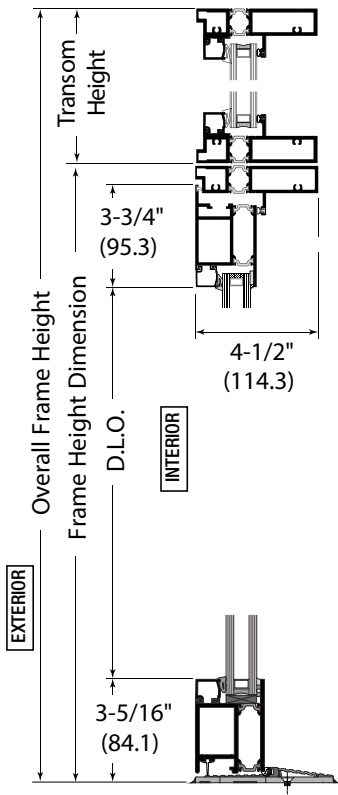
CAT. NO.	DOOR MARK	QUANTITY	OUTSIDE FRAME DIMENSION		OVERALL FRAME HEIGHT WITH TRANSOM
			Width	Height	



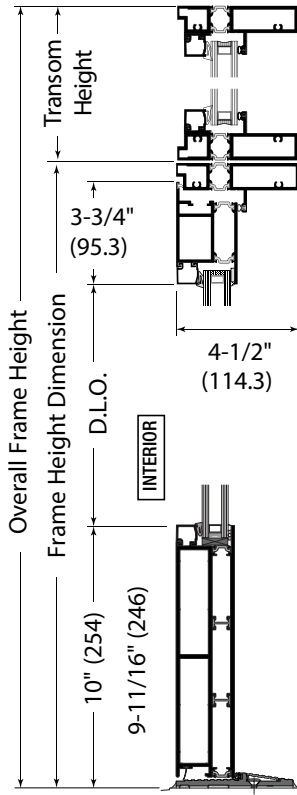
**APPROVED BY** \_\_\_\_\_ **DATE** \_\_\_\_\_

FOR OFFICE USE ONLY
<b>TAKEN BY:</b> _____
<b>PRICED BY:</b> _____
<b>EDITED BY:</b> _____

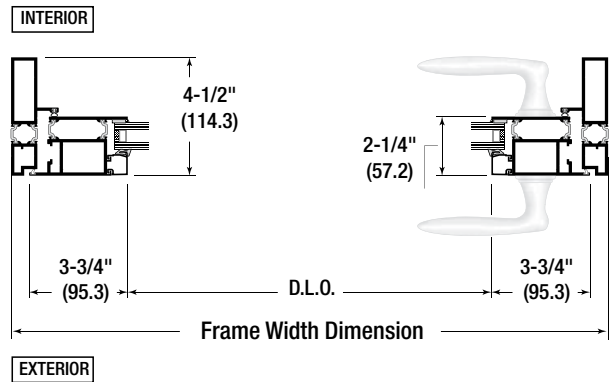
FINISHES	BUTT HINGE FINISHES	PIVOT HINGE FINISHES	THRESHOLD FINISHES
<input type="checkbox"/> 11 - Clear Anodized Class 1	• Clear Anodized	• Painted to Match	• Clear Anodized
<input type="checkbox"/> 22 - Dark Bronze / Black Anodized Class 1	• Bronze Anodized	• Painted to Match	• Bronze Anodized
<input type="checkbox"/> 00 - Custom 2-Tone Anodized Class I	• Painted to Match	• Painted to Match	• Anodized to Match
Interior: _____	• Painted to Match	• Painted to Match	• Painted to Match
Exterior: _____	• Painted to Match	• Painted to Match	• Painted to Match
<input type="checkbox"/> 52 - Bone White 70% KYNAR® (2-Coat)	• Painted to Match	• Painted to Match	• Painted to Match
<input type="checkbox"/> 71 - Standard 70% KYNAR® (2-Coat)	• Painted to Match	• Painted to Match	• Painted to Match
Standard Color per Chart - Specify _____			
<input type="checkbox"/> 71 - Custom 70% KYNAR® (3-Coat) Specify _____	• Painted to Match	• Painted to Match	• Painted to Match
<input type="checkbox"/> 71 - Custom 2-Tone Finish 70% KYNAR			
UC99999T: <input type="checkbox"/> 2-Coat <input type="checkbox"/> 3-Coat			
Interior: _____			
Exterior: _____			



**\*TYPE A**  
**STANDARD BOTTOM RAIL**  
**AND 1/2" LOW PROFILE**  
**THRESHOLD SHOWN**



**\*TYPE B**  
**10" BOTTOM RAIL AND**  
**1/2" LOW PROFILE**  
**THRESHOLD SHOWN**  
**HEAD, SILL, JAMB**



**SINGLE DOOR**  
**(Hinged Left Outswing Shown)**

FOR OFFICE USE ONLY
TAKEN BY: _____
PRICED BY: _____
EDITED BY: _____

APPROVED BY \_\_\_\_\_

DATE \_\_\_\_\_

NOTE: PLEASE DOWNLOAD FORM TO SUBMIT. DO NOT FILL FORM ONLINE.  
Email completed form to us\_alum@usalum.com.  
Fax checklist to U.S. Aluminum Technical Sales at (877) 883-7547  
To review call (800) 627-6440. This form is available online at usalum.com.