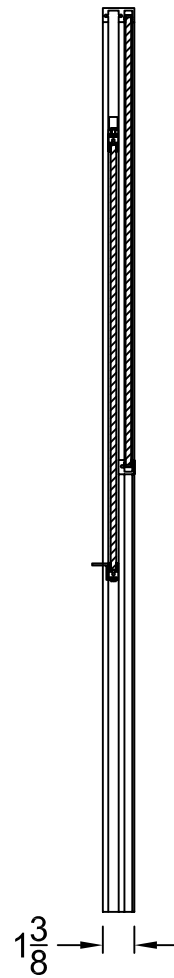
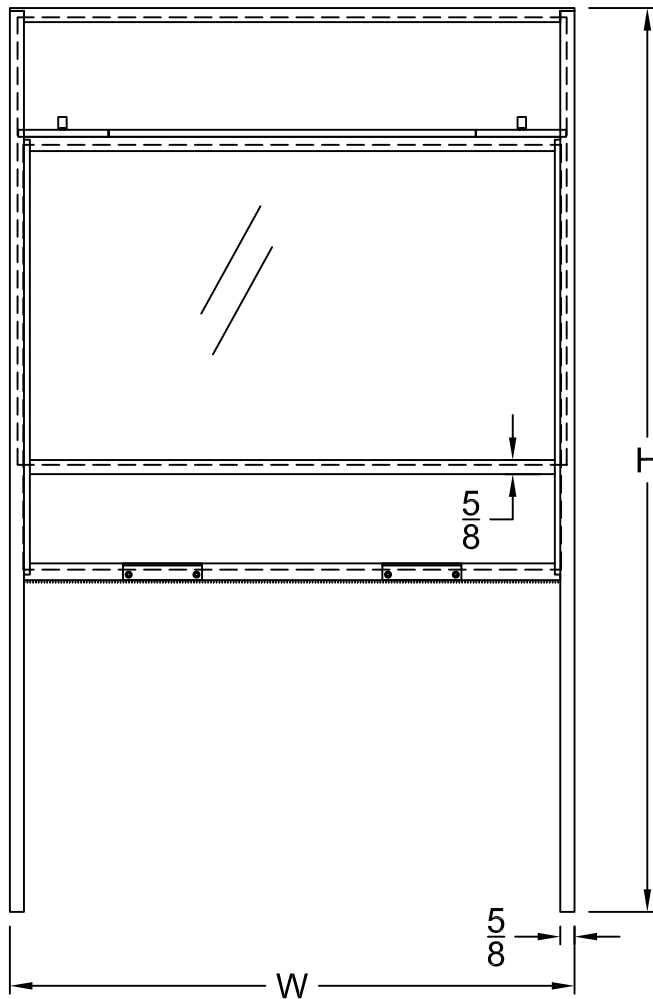
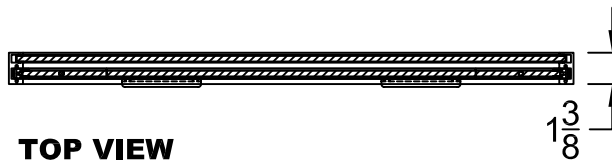


VERTICAL SLIDING SERVICE WINDOW

CAT NO.	FINISH	GLAZING
SW1000A	SATIN ANODIZED	1/4" VINYL ONLY
SW1000DU	DARK BRONZE	1/4" VINYL ONLY
SW1014A	SATIN ANODIZED	1/4" GLAZING
SW1014DU	DARK BRONZE	1/4" GLAZING
SW1014P	POWDER PAINT	1/4" GLAZING
SW1014K	KYNAR PAINT	1/4" GLAZING



NOTE:
 WINDOWS EXCEEDING 1050 SQ. IN. (WXH) REQUIRE SASH BALANCES IN 4-5/8" HEADER, SEE DRAWING FOR CAT. NO. SWB1000. IF WINDOW IS TO BE INSTALLED IN EXISTING OPENING, DEDUCT 1/4" OFF THE WIDTH AND 1/8" OFF THE HEIGHT FOR ADEQUATE CLEARANCE.

CHL TRANSACTION HARDWARE

C.R. Laurence Architectural Products

Phone Orders (800) 421-6144

Fax Orders (800) 262-3299

WWW.CRLAURENCE.COM

Patent Pending

WITHOUT SCREEN

0

X

CLERK'S SIDE