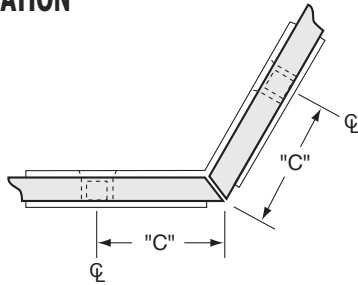


HORIZON®

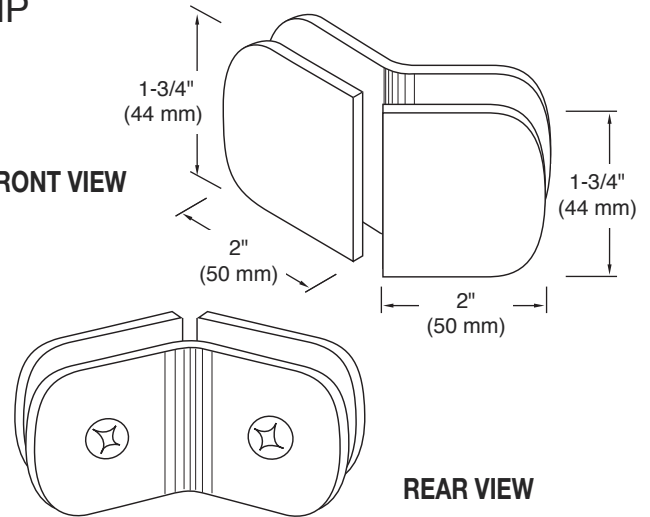
C-R135 GLASS CLAMP

TYPICAL INSTALLATION

Important: Project measurements from the outside of the mitered glass.



FRONT VIEW



REAR VIEW

Glass Thickness

1/4" (6 mm)
5/16" (8 mm)
3/8" (10 mm)
1/2" (12 mm)

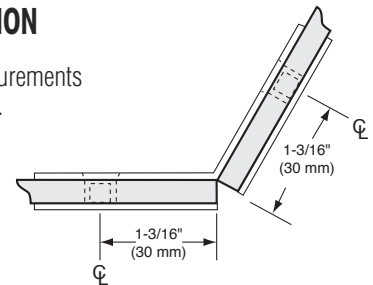
"C" Measurement

1-5/16 (33 mm)
1-3/8 (35 mm)
1-3/8 (35 mm)
1-7/16 (36 mm)

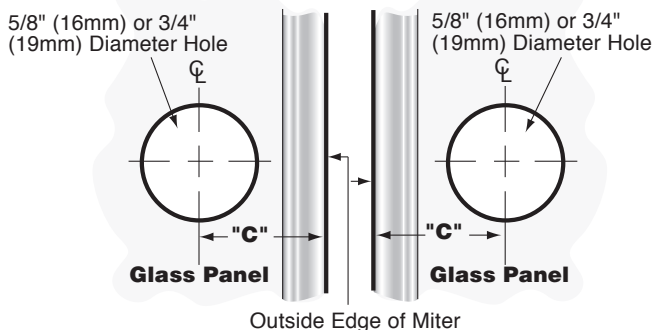
*From outside edge of miter

TYPICAL INSTALLATION

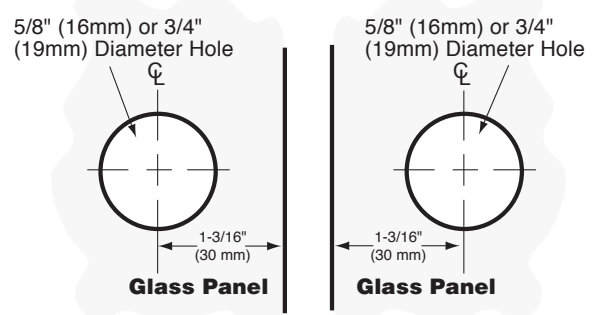
Important: Project measurements from the edge of the glass.



TEMPLATE OPTION FOR 22-1/2° MITERED GLASS



TEMPLATE OPTION FOR SQUARE CUT GLASS



NOTE: DRAWINGS NOT TO SCALE.

REVISION DATE 08/15

ushorizon.com

28539 INDUSTRY DRIVE, VALENCIA, CA 91355

Toll Free Phone: (877) 728-3874

Phone: (661) 775-1675

Toll Free Fax: (888) 440-9567

Fax: (661) 775-1676