

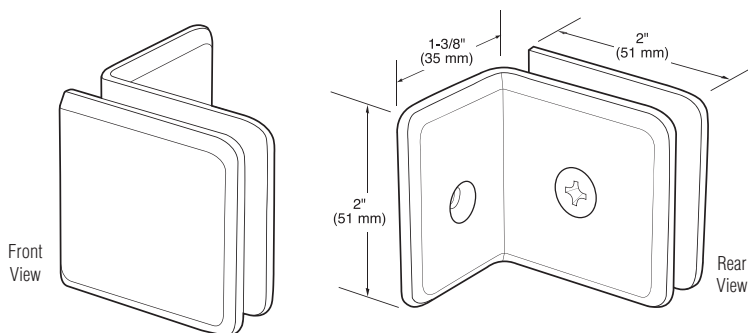
Specifications:

Material: Solid brass
 Glass Thickness Range: 3/8" (10 mm) to 1/2" (12mm) thick glass
 Hole Size Required: 5/8" (16mm) or 3/4" (19mm) diameter
 Includes: Mounting Screws and Gaskets

Template Shown on Next Page

GLASS CLAMPS

Fixed Panel Square with Small Leg
 CAT. NO. SGC037



Specifications:

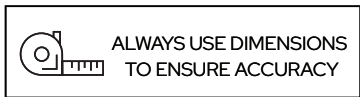
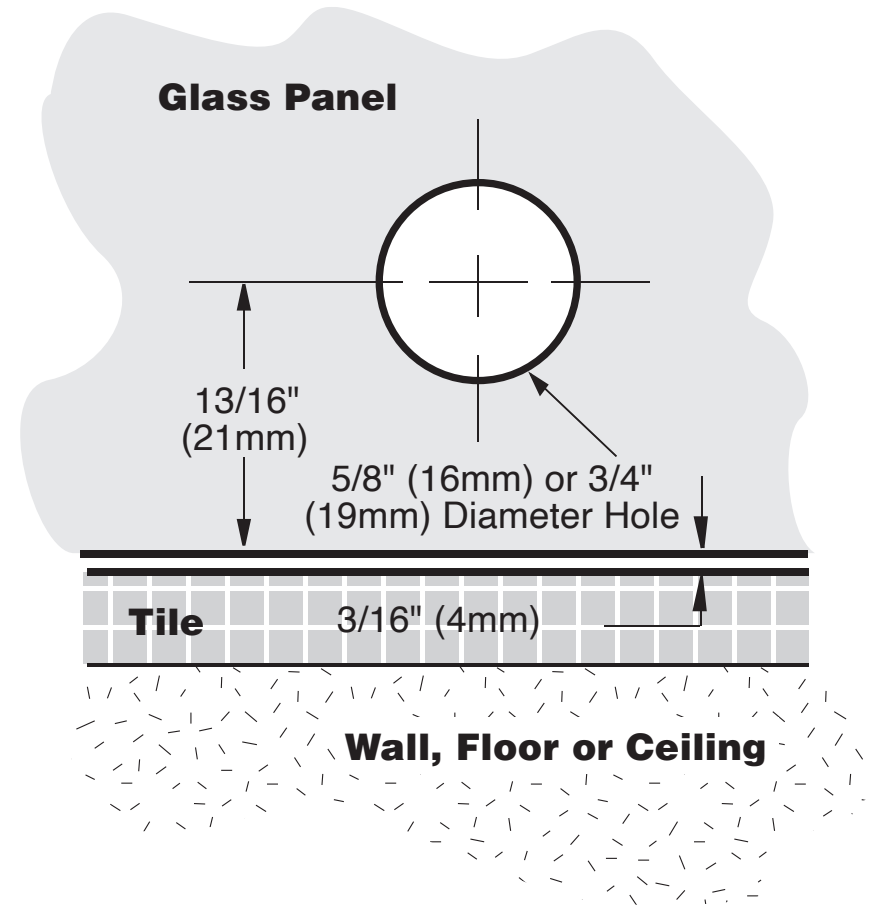
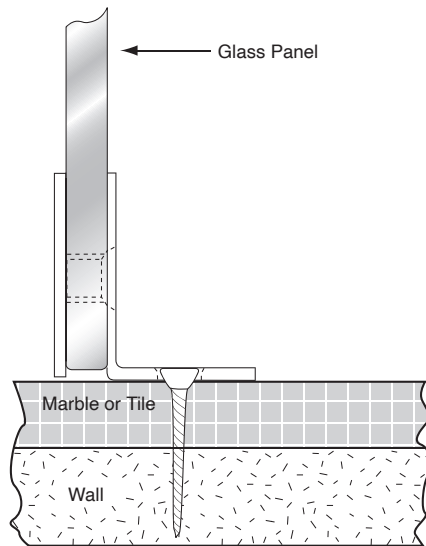
Material: Solid brass
 Glass Thickness Range: 3/8" (10 mm) to 1/2" (12mm) thick glass
 Hole Size Required: 5/8" (16mm) or 3/4" (19mm) diameter
 Includes: Mounting Screws and Gaskets

Template Shown on Next Page

GLASS CLAMPS

Fixed Panel Beveled with Small Leg
 CAT. NO. BGC037

***NOTE:** Do not exceed either maximum weight or width when choosing proper quantity of hinges.



GLASS CLAMPS

THE TEMPLATE ON THIS PAGE APPLIES TO THE FOLLOWING CLAMPS:

Fixed Panel Square with Small Leg | Fixed Panel Beveled with Small Leg

CAT. NO. SGC037 | CAT. NO. BGC037