



② STANDARD

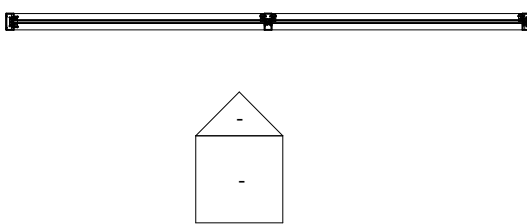


③ WIDE STYLE

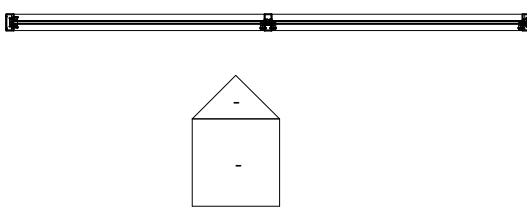


④ POST COVERS

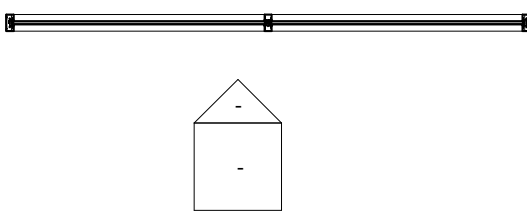
SHEAR BLOCK - EXT GLAZED



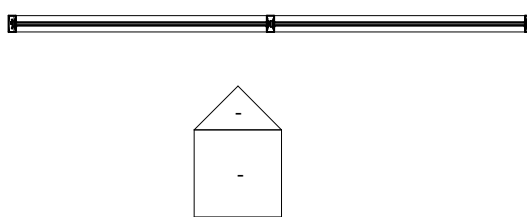
SHEAR BLOCK - INT GLAZED



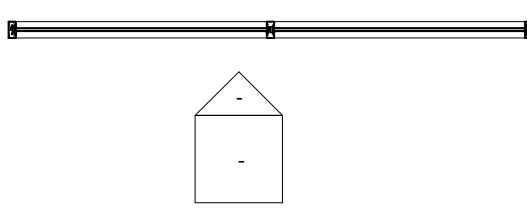
SCREW SPLINE - EXT GLAZED



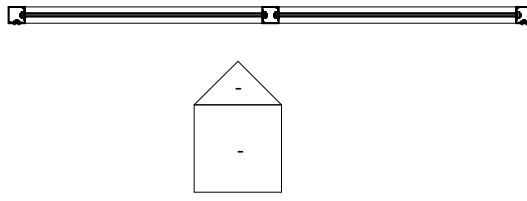
SCREW SPLINE - INT GLAZED



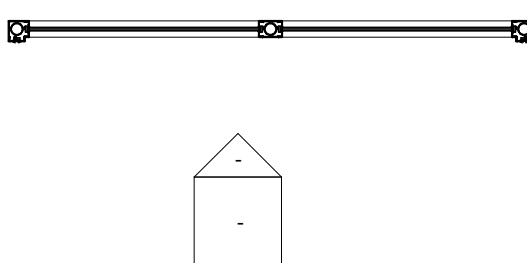
STACKED - EXT GLAZED



WIDE STYLE



POST COVERS



① LEVEL 1  
1/4" = 1'-0"

Revisions By:	
Description 451 STOREFRONT SYSTEM	
Drawn by:	
Date:	
Scale:	
File name:	
Sheet	