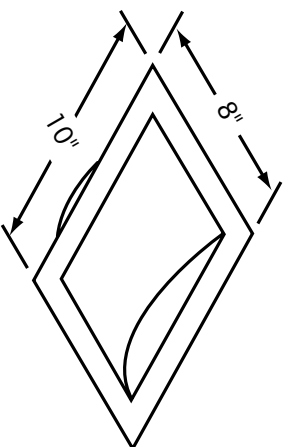


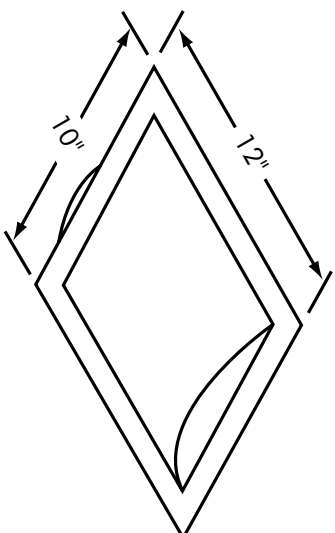
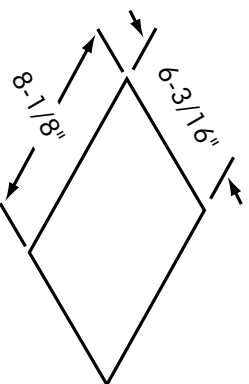
C.R. LAURENCE CO., INC.

Installation Instructions Standard Deal Tray (Drop In Models)



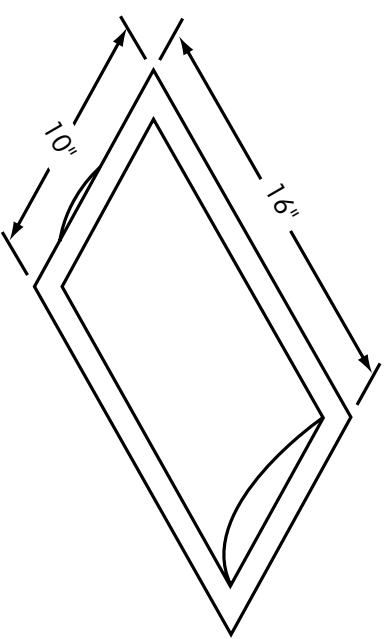
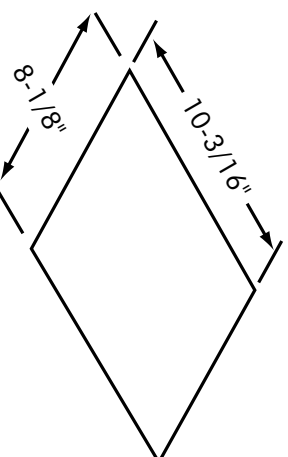
Cat. No. CTD08 • Polished Stainless Finish
Cat. No. CTDB08 • Brushed Stainless Finish

CTD08/CTDB08 CUTOUT SIZE:



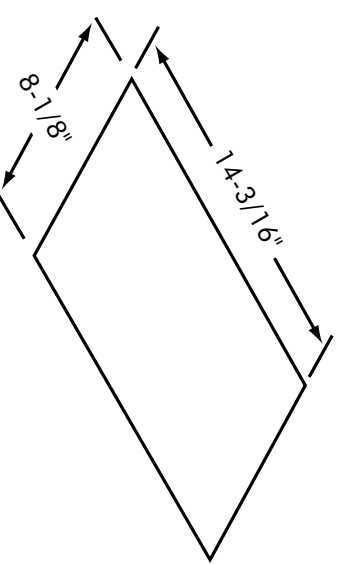
Cat. No. CTD12 • Polished Stainless Finish
Cat. No. CTDB12 • Brushed Stainless Finish

CTD12/CTDB12 CUTOUT SIZE:



Cat. No. CTD16 • Polished Stainless Finish
Cat. No. CTDB16 • Brushed Stainless Finish

CTD16/CTDB16 CUTOUT SIZE:



C.R. LAURENCE CO., INC.

Installation Instructions **Standard Deal Tray (Drop In Models)**

MOUNTING USING CLEAR SILICONE SEALANT

1. Cut hole in counter using appropriate cutout size from drawing.
2. Apply one strip of Cat. No. BL991 or Cat. No. 3M6818 1" Blue Securing Tape, or equivalent, to the top perimeter surface of the tray. Make sure the tape follows edge of tray with no overlap. This protects the top surface of tray.
3. Place tray in hole and seat into the desired position used for final installation.
4. Apply one strip of Cat. No. BL991 or Cat. No. 3M6818 1" Blue Securing Tape, or equivalent, to the counter top around the perimeter of tray. Make sure edge of tape meets but does not overlap tape applied to lip of tray. This protects the top surface of counter.
5. Remove tray from hole. Apply 1/4" bead of Cat. No. 33SC Clear Silicone, or equivalent, to underside of tray lip around perimeter of tray.
6. Replace tray in hole and seat into position. Some clear silicone may squeeze out onto blue tape surrounding the lip of the tray. Do not clean or wipe uncured sealant away.
7. After silicone has fully cured, use a razor blade and cut around entire perimeter of tray any silicone that may have squeezed out. Peel away cured excess silicone and tape.

MOUNTING USING MECHANICAL FASTENERS

1. For appearance purposes tray lips are not pre-drilled to accept screws. Trays may be mounted to counter surface with screws by drilling pilot holes in tray lip as necessary.

crlaurence.com • Phone Toll Free (800) 421-6144 • Fax Toll Free (800) 262-3299

CALL TOLL FREE FROM ANYWHERE IN THE U.S.A. AND CANADA • ALL PRODUCTS F.O.B. NEAREST WAREHOUSE

AV03401 REV2/99