



Trento Shower Hinge

Where Heritage Meets Innovation



Built on 30 Years of Proven Performance

Introducing **Trento**, the solution for professionals who value reliability, compatibility, and cutting-edge performance in their shower door installations. Designed to **support glass doors 30% heavier** than the Vienna hinge, without compromising aesthetics. The Trento Hinge is engineered with advanced Non-Asbestos Fiber (NAF) gaskets that adapt to surface variations for a tight, secure fit.

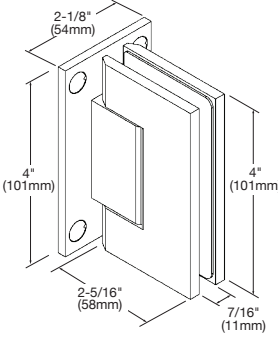
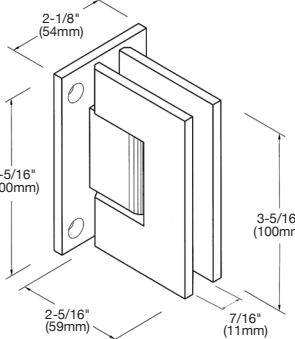
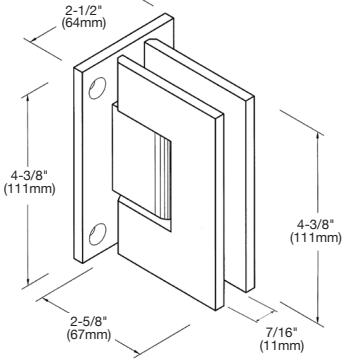
Key Features:

- Single NAF gasket for both 3/8" and 1/2" thick glass
- Modern design with concealed screws
- Door weight up to 140 lbs.
- Door width up to 40"

CRL | Hinge Comparison Matrix

The **Trento Hinge** is designed to deliver enhanced strength and a refined appearance, without disrupting the installation process. Its compatibility with existing Vienna cut-outs and holding power comparable to the larger Victoria hinge make it the next evolution in traditional shower hinges.

Available finishes: Brushed Bronze, Brushed Nickel, Polished Chrome, Matte Black, and Satin Brass

Feature	Trento Hinge	Vienna Hinge	Victoria Hinge
Dimensions			
Gaskets	New NAF gasket. One gasket for both 3/8" & 1/2" thick glass	Two different gaskets for 3/8" & 1/2" thick glass	Two different gaskets for 3/8" & 1/2" thick glass
Performance	140 lbs. max weight 40" max width	110 lbs. max weight 36" max width	140 lbs. max weight 39" max width
Screw Visibility	Concealed	Exposed	Exposed
Design	Sharp edges, narrow gap, and a rectangular center block	Sharp edges and a rounded center block	Large hinge, sharp edges, and a rounded center block



Scan QR code for more information