

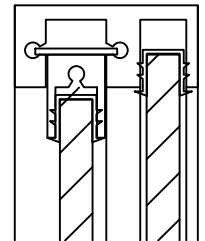
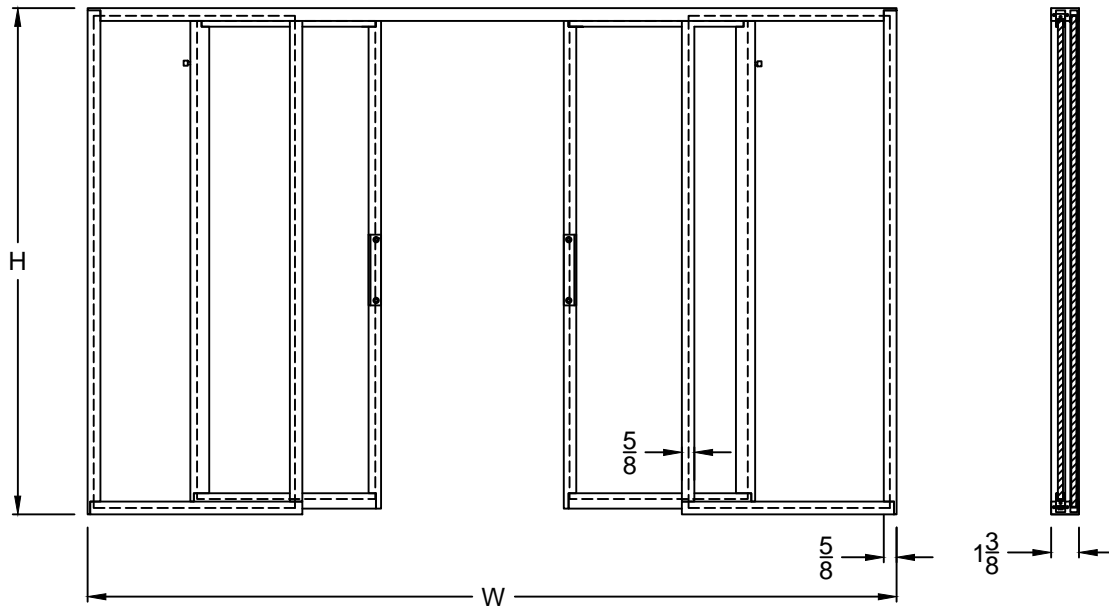
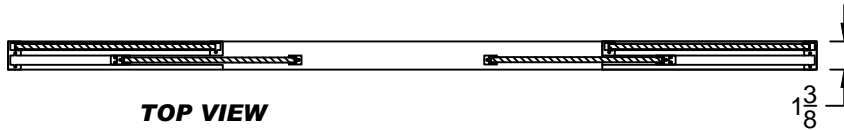
HORIZONTAL SLIDING SERVICE WINDOW SW3400 WITH NO SCREEN

CAT NO.	FINISH	GLAZING
SW3400A	SATIN ANODIZED	1/4" OR 1/8" VINYL ONLY
SW3400DU	DARK BRONZE	1/4" OR 1/8" VINYL ONLY
SW3414A	SATIN ANODIZED	1/4" GLAZING
SW3414DU	DARK BRONZE	1/4" GLAZING
SW3414P	POWDER PAINT	1/4" GLAZING
SW3414K	KYNAR PAINT	1/4" GLAZING
SW3418A	SATIN ANODIZED	1/8" GLAZING
SW3418DU	DARK BRONZE	1/8" GLAZING
SW3418P	POWDER PAINT	1/8" GLAZING
SW3418K	KYNAR PAINT	1/8" GLAZING

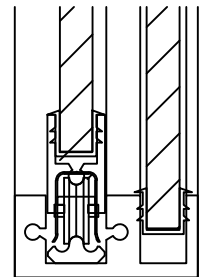
SECURITY OPTIONS:

SLIDE LOCK IS IN HEADER WHEN FULL BOTTOM TRACK IS USED.

SW WINDOWS OVER 36" HIGH WITH 1/4" GLAZING REQUIRE A FULL BOTTOM TRACK WITH SUPPORTING WHEELS.



BALL BEARING WHEEL ASSY.
(With Full Bottom Track Only)



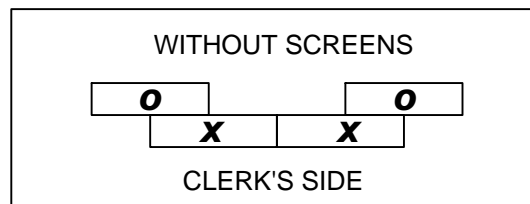
SIDE VIEWS

HALF TRACK SHOWN, ALSO AVAILABLE WITH FULL BOTTOM TRACK

SPECIFICATIONS:

- >Low to moderate usage (50 openings or less per day)
- >Overhang recommended for exterior use.
- >Materials: Extruded aluminum 6063-T6 Frame.
- >Glazing: 1/8" (3mm) or 1/4" (6mm) tempered glass.
- >Vinyl supplied on all models.
- >Side-By-Side Installation requires a vertical mullion supplied by others to separate windows.

INSTRUCTIONS INCLUDED



CAL TRANSACTION HARDWARE

C.R. Laurence Architectural Products

Phone Orders (800) 421-6144

Fax Orders (800) 458-7496

WWW.CRLAURENCE.COM

Patent Pending