

MONTEREY BI-FOLDING GLASS WALL SYSTEM



Quote/Order Request Form

Date _____

Name _____
Email _____
Phone Number _____

Company _____
Account Number _____
Job Name _____

Utilize this form to assist you in covering the details required to quote a Monterey Bi-Folding Glass Wall System. Going through this exercise should prevent you from overlooking any details related to your installation.

IMPORTANT: Depending on the complexity of your project, one or more of the following may be required to accurately order: sketches or drawings of your particular application with dimensions; printed architectural drawings or CAD files; photos of the job site conditions (digital images are preferable).

NOTE: Please download and submit completed form to entrance.partitions@crlaurence.com. A final sign off is required prior to any custom fabrication.

SYSTEM

- ☐ S55 Standard
- ☐ S80 Thermally Broken
- ☐ Reinforced Mullion

APPLICATION

- ☐ Interior
- ☐ Exterior

SYSTEM DETAILS

One Form Per Opening.

Mark: _____

Quantity: _____

Rough Opening Size: _____

Horizontal Muntin Quantity: _____

Horizontal Muntin Location: _____

Vertical Muntin Quantity: _____

Vertical Muntin Location: _____

Window: Sill Height From Finished Floor: _____

- ☐ Standard 2-Point Lever Latch
(No exterior access)
- ☐ Optional 3-Point Keyed Access *
(On Models With Swing Door Only)
 - ☐ Cylinder and Cylinder
 - ☐ Thumbturn and Cylinder
 - ☐ (not for use on S80 outswing)

- ☐ Raised Sill
- ☐ Flush Sill **

**Trench Drain (by others)
Recommended for Exterior
Application.

* 3-Point Keyed Lock Minimum Panel Height 72-1/2"

FRAME AND PANEL FINISH

- ☐ White Powder Coat 90% Gloss
- ☐ Black Powder Coat 90% Gloss
- ☐ Standard RAL Color
RAL Number: _____
- ☐ Satin Anodized
- ☐ Black Bronze Anodized
- ☐ Standard Kynar Color
Specify: _____
 - ☐ 2 Coat
 - ☐ 3 Coat(Kynar not available for S80 Model)

HARDWARE FINISH ***

- Hinges, Locks, Guides and Hangers
- ☐ Black Powder Coat
 - ☐ White Powder Coat
 - ☐ Brushed Stainless Steel

*** All frame and panel finishes are supplied with black hardware (with exception of white) unless otherwise specified.

GLAZING

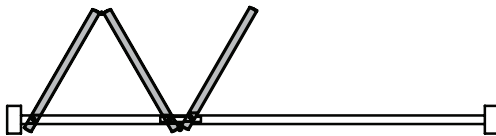
- ☐ S55
 - Monolithic ☐ 1/4" ☐ 3/8" ☐ 1/2"
 - Insulating ☐ 3/4" ☐ 1" (3/16", 5/8", 3/16") ☐ 1" (1/4", 1/2", 1/4")
- ☐ S80
 - Insulating ☐ 1" (3/16", 5/8", 3/16") ☐ 1" (1/4", 1/2", 1/4") ☐ 1-1/4" (1/4", 3/4", 1/4")
- ☐ By Others
- ☐ By C.R. Laurence
Specify (Color/Type): _____

SYSTEM

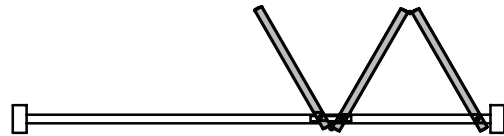
NOTE: Examples shown swing-out. Opposite hand or swing-in configuration are also available.

- ☐ Inswing
- ☐ Outswing (As Shown)

Bifold



_____ # of Panels Folding Left



_____ # of Panels Folding Right

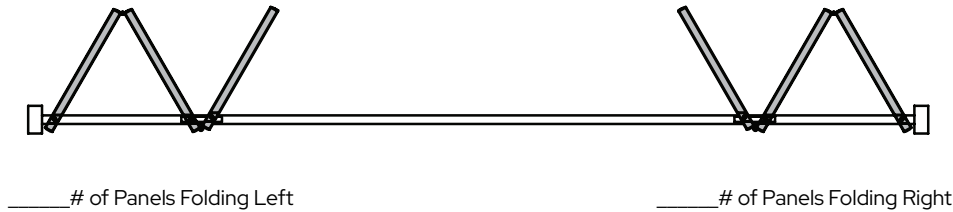
RESET BUTTON

Please submit to: entrance.partitions@crlaurence.com

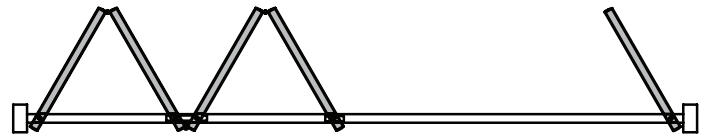
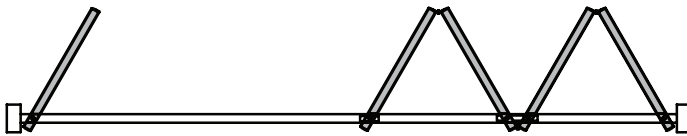
CONFIGURATION BASED ON INSIDE VIEW (CONTINUED)

NOTE: Examples shown swing-out. Opposite hand or swing-in configuration are also available.

Bipart




Bifold with Pivot Panel



Floating Panel Option Available
(Provide Elevation and Plan View Sketches)

LAYOUT GRID TO SKETCH DESIGN



NOTES

RESET BUTTON

Please submit to: entrance.partitions@crlaurence.com