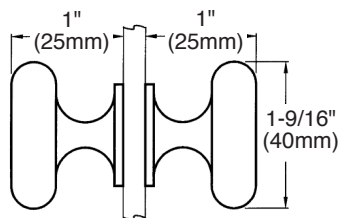


**Specifications:**

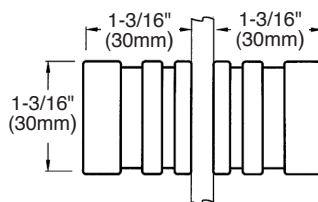
Material: Solid brass  
 Glass Thickness Range: 1/4" (6mm) to 1/2" (12mm)  
 Hole Size Required: 1/2" (12mm) diameter, except SDK410CR which is 3/8" (10mm)

## BACK-TO-BACK

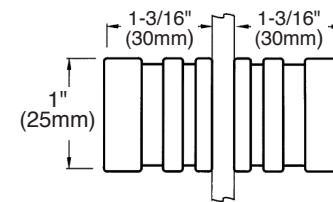
**CAT. NO. SDK100**



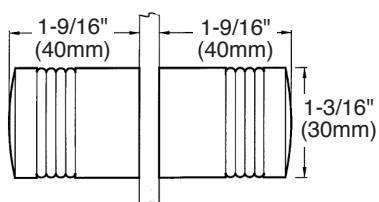
**CAT. NO. SDK106**



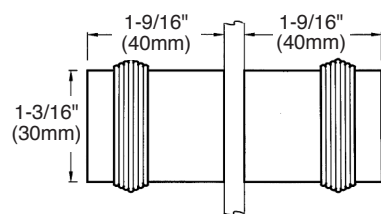
**CAT. NO. SDK107**



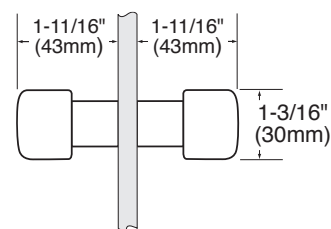
**CAT. NO. SDK118**



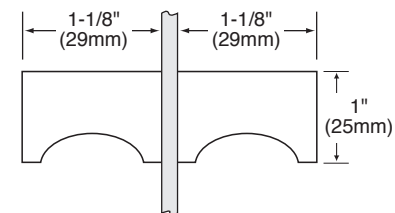
**CAT. NO. SDK643**



**CAT. NO. SDK410CR**



**CAT. NO. SDK140**



## KNOBES

**\*NOTE:** Do not exceed either maximum weight or width when choosing proper quantity of hinges.