

Company

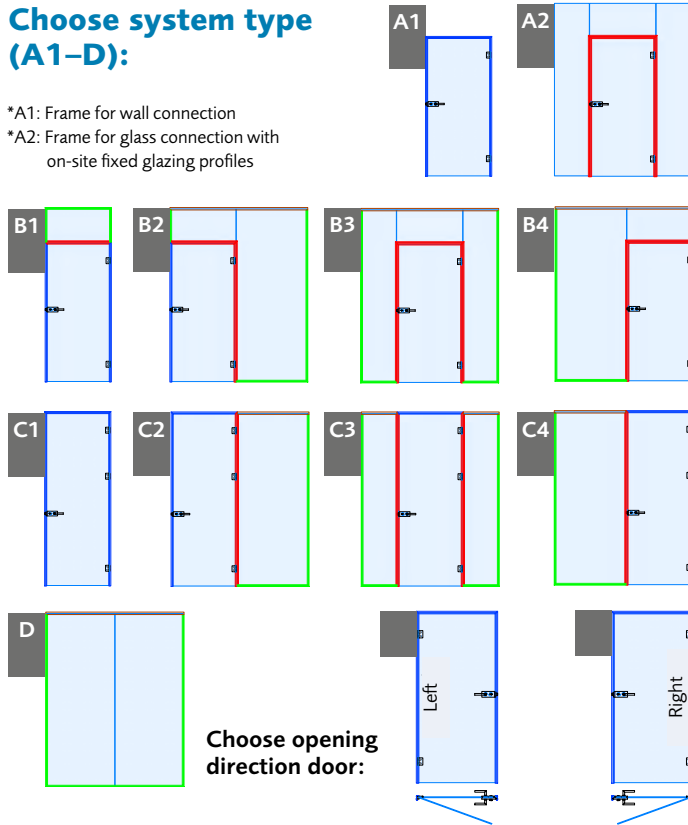
Additional info

Customer no

Project

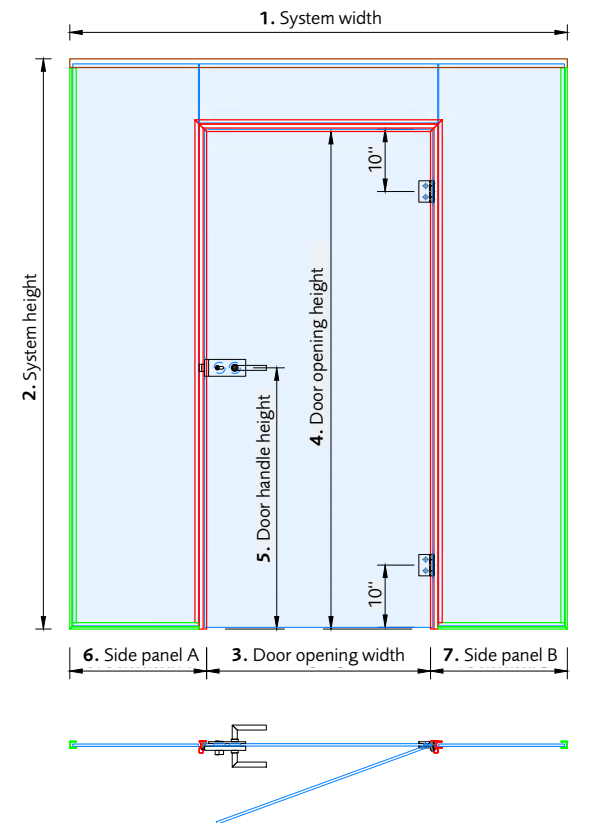
Choose system type (A1-D):

*A1: Frame for wall connection
*A2: Frame for glass connection with on-site fixed glazing profiles



Choose opening direction door:

SYSTEM VIEW = REBATE SITE = CLIP PROFILE SIDE (FRAME PROFILE)

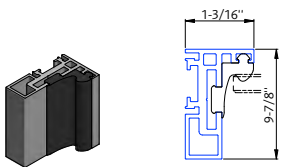


System details

1. System width*
2. System height*
3. Door opening width*
4. Door opening height*

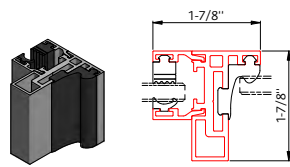
5. Door handle height
6. Side panel A
7. Side panel B
8. Floor clearance

*Required for quoting

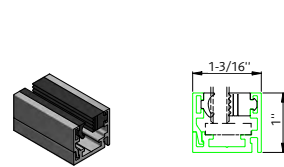


DOOR FRAME PROFILES

Door frame profile for wall connection

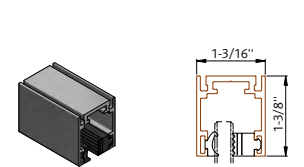


Door frame profile for glass connection



FIXED FRAME PROFILES

Fixed frame glazing profile for floor and wall (optional at ceiling)



Fixed frame glazing profile for ceiling

DOOR SIZE LIMITATIONS

Maximum door width: 35-7/16" (900 mm)
Maximum door weight: 165 lbs (75 kg)

HINGE REQUIREMENTS – Number of hinges required:

2 hinge: door weight up to 110 lbs (50 kg) OR door height up to 78-3/4" (2000 mm)
3 hinges: door weight over 110 lbs (50 kg) up to 165 lbs (75 kg) OR door height over 78-3/4" (2000 mm) up to 98-7/16" (2500 mm)
4 hinges: door height over 98-7/16" (2500 mm) to maximum height 118" (3000 mm) regardless of weight

Glass type & thickness

Door:	Glass type	FTG	LSG	
	Glass thickness	3/8"	1/2"	
Fixed part:	Glass type	FTG	LSG	
	Glass thickness	3/8"	1/2"	9/16"

FTG = Fully tempered glass

LSG = Laminated safety glass

Finishes

Profile finishes: Satin anodized
Black satin anodized

Gasket color:* Black Grey

*Black gasket is default color for Black matte anodized profiles and Brushed nickel anodized profiles. Grey gasket is default for Satin anodized profiles.

Please select single fittings:

CRL Fallbrook Square Hinge



FHSMBL
Matte black
FHSSA
Satin anodized

CRL Fallbrook Hydraulic Hinges



Left Hand
FHEKLMBL
Black anodized
FHEKLSA
Satin anodized
Right Hand
FHEKRMBL
Black anodized
FHEKRSA
Satin anodized

CRL Fallbrook Handle Set Rounded



FLHMBL
Matte black
FLHSA
Satin anodized

CRL Fallbrook Handle Set Square Mitered



FLHMTMBL
Matte black
FLHM TSA
Satin anodized

CRL Fallbrook Square Latch



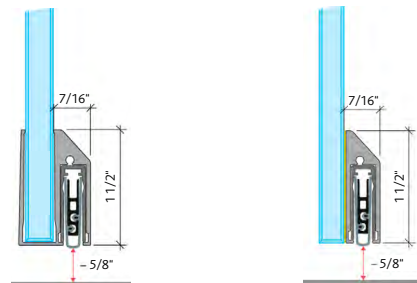
FLSMBL
Matte black
FLSSA
Satin anodized

CRL Fallbrook Square Latch with cylinder



FLKSMBL
Matte black
FLKSSA
Satin anodized

CRL Fallbrook Drop-down-seal



FBCXXDSMBL
Matte black
FBCXXDSSA
Satin anodized

FBADSMBL
Matte black
FBADSSA
Satin anodized