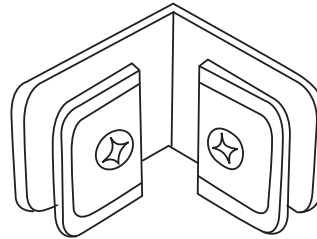


FRONT VIEW



REAR VIEW

HEAVY DUTY GLASS CLAMPS

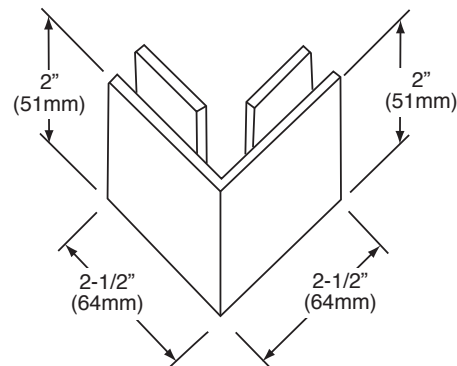
90° Glass Clamp (Glass-to-Glass Application)

CAT. NO. BGC90

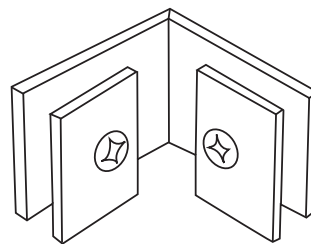
Specifications:

Material:	Solid brass
Glass Thickness Range:	3/8"(10mm) to 1/2"(12mm)
Hole Size Required:	3/4" (19mm)
Includes:	Mounting screws and gaskets

Template Shown on Next Page



FRONT VIEW



REAR VIEW

HEAVY DUTY GLASS CLAMPS

90° Glass Clamp (Glass-to-Glass Application)

CAT. NO. SGC90

Specifications:

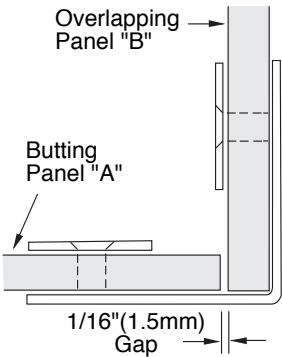
Material:	Solid brass
Glass Thickness Range:	3/8"(10mm) to 1/2"(12mm)
Hole Size Required:	3/4" (19mm)
Includes:	Mounting screws and gaskets

Template Shown on Next Page

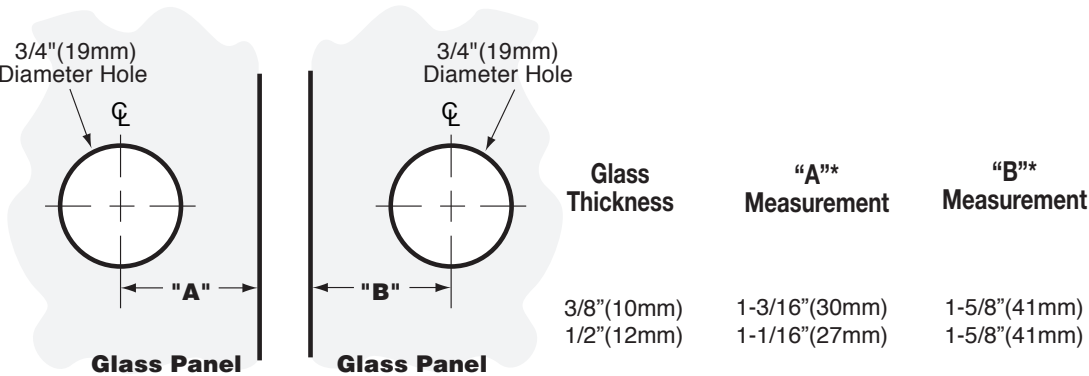
***NOTE:** Do not exceed either maximum weight or width when choosing proper quantity of hinges.

IMPORTANT: Project measurements from the edge of the glass.

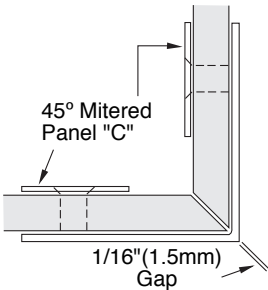
TYPICAL INSTALLATION



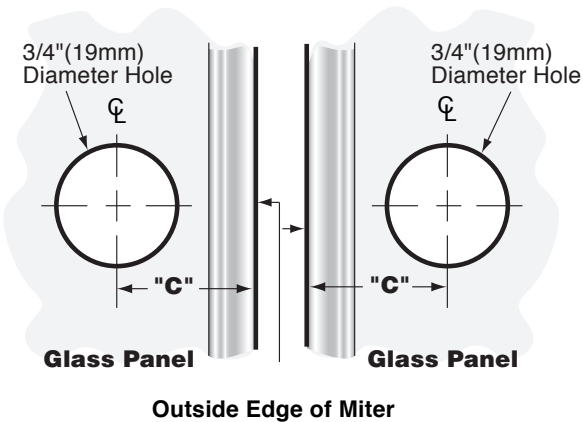
TEMPLATE OPTION FOR 22-1/2° MITERED GLASS



TYPICAL INSTALLATION



TEMPLATE OPTION FOR 45° MITERED GLASS



 ALWAYS USE DIMENSIONS TO ENSURE ACCURACY

GLASS CLAMPS

The Template Options on This Page Apply to the Following Clamps:

90° Glass Clamp (Glass-to-Glass Application) | 90° Glass Clamp
CAT. NO. BGC90 | CAT. NO. SGC90