

Company

Additional

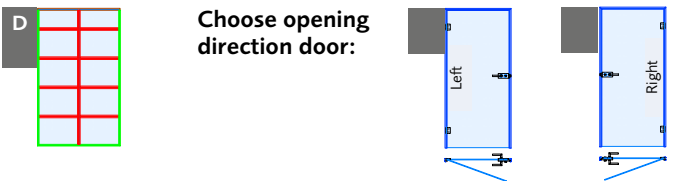
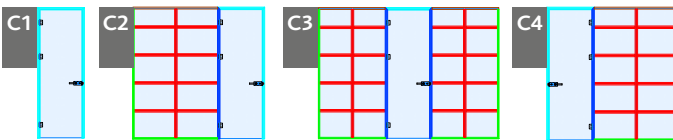
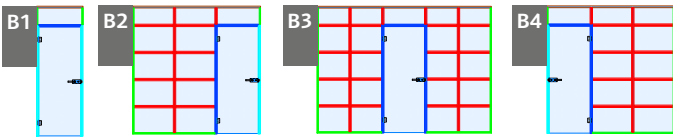
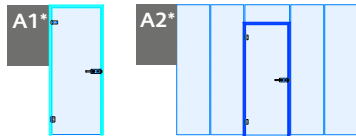
Customer no

info

Project

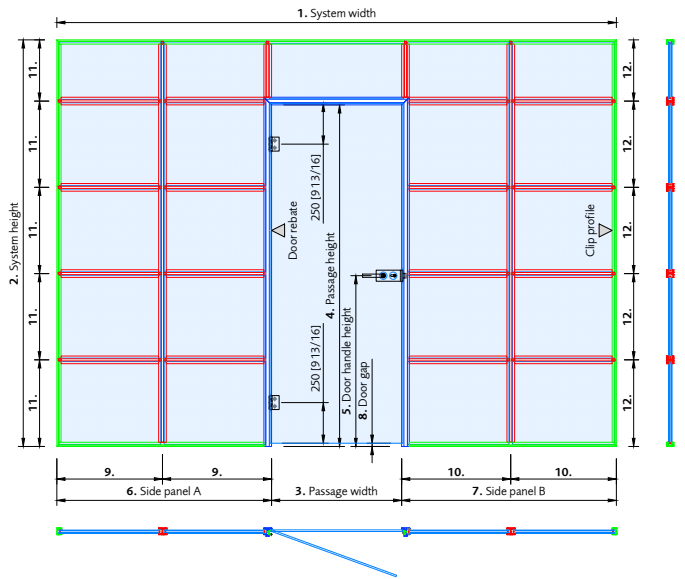
## Choose system type (A1-D):

\*A1: Frame for wall connection  
\*A2: Frame for glass connection with on-site fixed glazing profiles



**Note:** Fallbrook XL NY system with sidelites requires a minimum of two panels to either side of door opening for glazing purposes

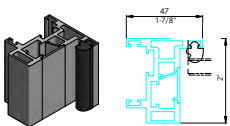
## SYSTEM VIEW = DOOR REBATE SIDE = CLIP PROFILE SIDE (FRAME PROFILE)



## System details

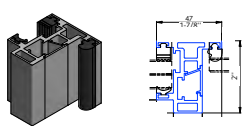
- 1. System width\*
- 2. System height\*
- 3. Passage width\*
- 4. Passage height\*
- 5. Door handle height
- 6. Side panel A
- 7. Side panel B
- 8. Door gap
- 9. Number of vertical divisions sp. A
- 10. Number of vertical divisions sp. B
- 11. Number of horizontal divisions sp. A
- 12. Number of horizontal divisions sp. B

\*Required for quoting

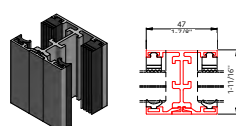


### DOOR FRAME PROFILES

Door frame profile XL for wall connection

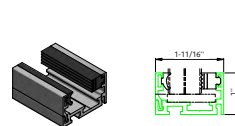


Door frame profile XL for glass connection

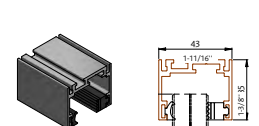


### FIXED FRAME PROFILES

Profile for glass bump XL for intermediate vertical



Fixed frame glazing profile XL for floor and wall (optional at ceiling)



Fixed frame glazing profile XL for ceiling

### DOOR SIZE LIMITATIONS

Maximum door width: 35-7/16" (900 mm)  
Maximum door weight: 165 lbs (75 kg)

### HINGE REQUIREMENTS – Number of hinges required:

2 hinge: door weight up to 110 lbs (50 kg) OR door height up to 78-3/4" (2000 mm)  
3 hinges: door weight over 110 lbs (50 kg) up to 165 lbs (75 kg) OR door height over 78-3/4" (2000 mm) up to 98-7/16" (2500 mm)  
4 hinges: door height over 98-7/16" (2500 mm) to maximum height 118" (3000 mm) regardless of weight

## Glass type & thickness

<b>Door:</b>	Glass type	FTG	LSG	
	Glass thickness	3/8"	1/2"	
<b>Fixed part:</b>	Glass type	FTG	LSG	IG
	Glass thickness	3/8"*	1/2"*	9/16"*
		1"	1 1/16"	

FTG = Fully tempered glass      LSG = Laminated safety glass      IG = Insulated glass

## Finishes

**Profile finishes:**      Satin anodized  
    Black satin anodized

**Gasket color:\*\***      Black      Grey

\*Only possible with adapter profile FXNYF6xxx or FXNYF3xxx.

\*\*Black gasket is default color for Black matte anodized profiles.  
 Grey gasket is default for Satin anodized profiles.

## Please select single fittings:

### CRL Fallbrook Square Hinge



FHSMBL  
Matte black  
 FHSSA  
Satin anodized

### CRL Fallbrook Hydraulic Hinges



**Left Hand**  
 FHEKLMBL  
Black anodized  
 FHEKLSA  
Satin anodized  
**Right Hand**  
 FHEKRMBL  
Black anodized  
 FHEKRSA  
Satin anodized

### CRL Fallbrook Handle Set Rounded



FLHMBL  
Matte black  
 FLHSA  
Satin anodized

### CRL Fallbrook Handle Set Square Mitered



FLHMTMBL  
Matte black  
 FLHMTSA  
Satin anodized

### CRL Fallbrook Square Latch



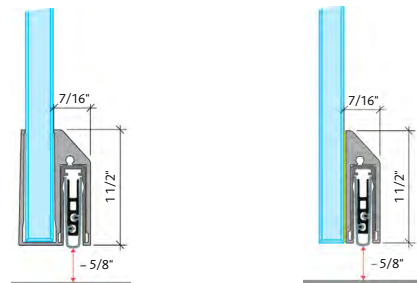
FLSMBL  
Matte black  
 FLSSA  
Satin anodized

### CRL Fallbrook Square Latch with cylinder



FLKSMBL  
Matte black  
 FLKSSA  
Satin anodized

### CRL Fallbrook Drop-down-seal



FBCXXDSMBL  
Matte black  
 FBCXXDSSA  
Satin anodized

FBADSMBL  
Matte black  
 FBADSSA  
Satin anodized