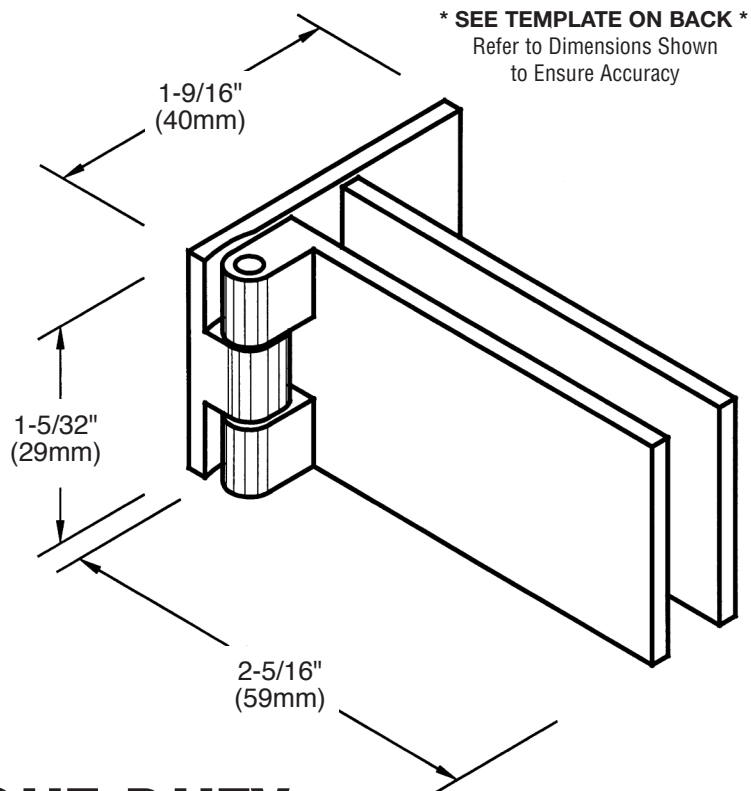




C.R. LAURENCE CO., INC.
PROFESSIONAL QUALITY



LIGHT DUTY

Square Corner Style

Cat. No. EH86

*Maximum Door Capacities	1/4" (6mm) Glass		5/16" (8mm) Glass	
	Weight	Width	Weight	Width
Using 2 Hinges	50 lbs.(23 kg)	24"(610mm)	50 lbs.(23 kg)	24"(610mm)
Using 3 Hinges	75 lbs.(34 kg)	24"(610 mm)	75 lbs.(34 kg)	24"(610 mm)

***NOTE:** Do not exceed either maximum weight or width when choosing proper quantity of hinges.

Specifications:

Glass Sizes: 1/4" (6mm) to 5/16" (8mm) thick tempered safety glass

Construction: Solid brass

Closing Type: Free swinging

9/16" Diameter Hole Required (No Cutout)

Includes: Gaskets

Use of Gaskets:

For 1/4"(6mm) Glass: Use one gasket on each side

For 5/16"(8mm) Glass: Use one gasket on each side

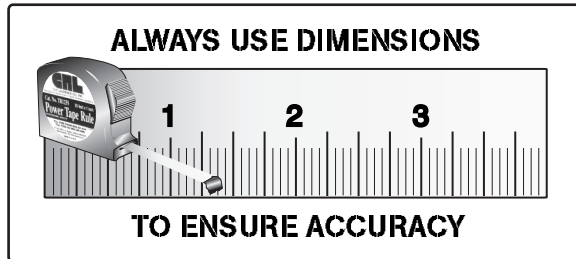
Recommendations:

For public safety, we recommend the use of only tempered safety glass.

Do not use power tools when installing these hinges.

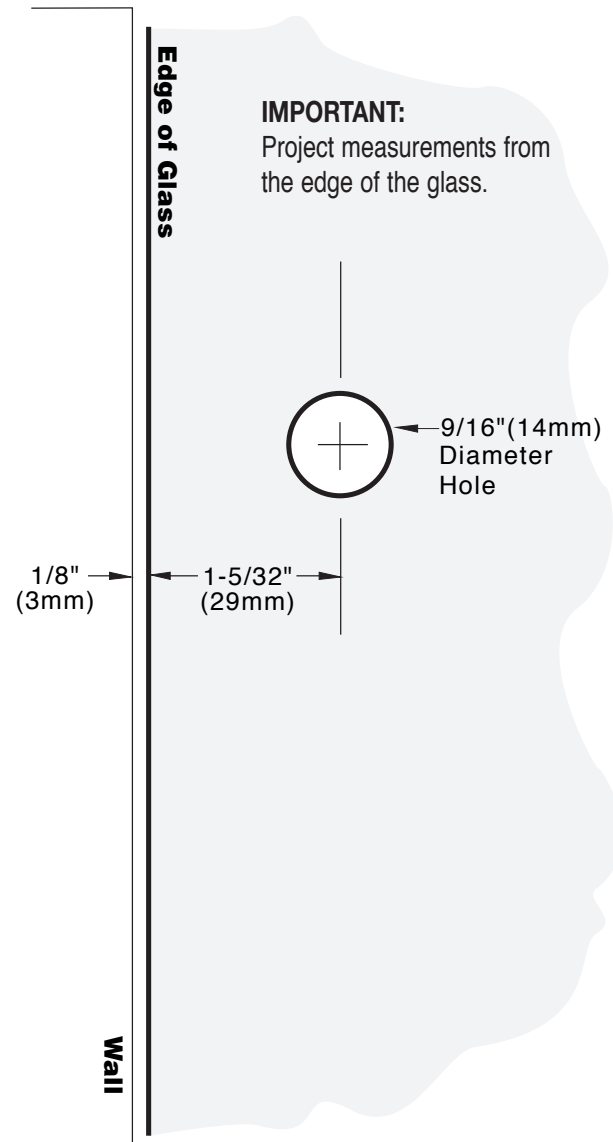


C.R. LAURENCE CO., INC.
PROFESSIONAL QUALITY



LIGHT DUTY

Square Corner Style
CAT. No. EH86



4V-4

C.R. Laurence Co., Inc.
crlaurence.com

For technical assistance in the United States call toll free (800) 421-6144; from Canada call toll free (877) 421-6144; Outside the U.S. and Canada call (323) 588-1281. Ask for Tech Sales at Extension 7740. Toll free fax (800) 458-7496.

© Copyright 2005, C.R. Laurence Co., Inc_SDT21_U5