


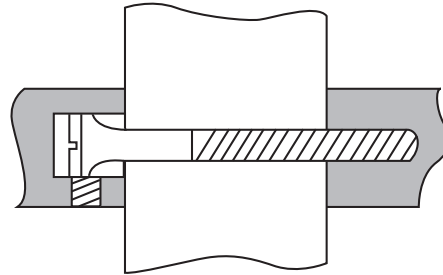
CRL ALUMINUM DOOR MOUNTED STANDARD PULL HANDLES

CRL 1" X 10" SOLID OFFSET BACK-TO-BACK PULL HANDLES



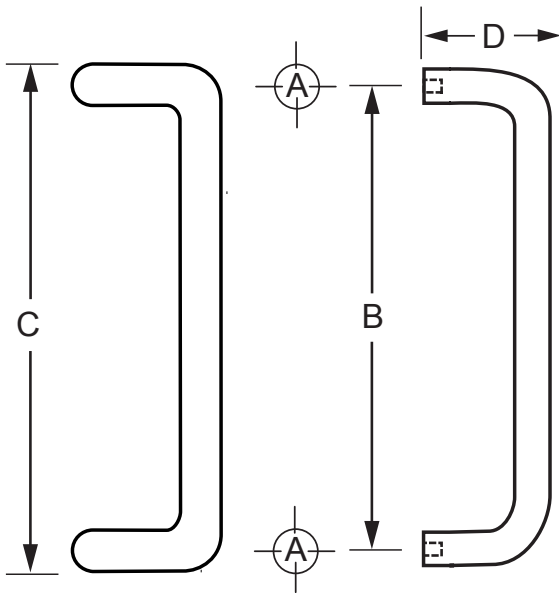
CAT. NO.
2952PRA
2952PRBRZ

INCLUDED MOUNTING HARDWARE



1/4"-20 Threaded Shoulder Bolts and Set Screws
for Back-to-Back Mounting Included

MOUNTING TEMPLATE



FINISH
2952PA = ANODIZED SATIN
2952PBRZ = DARK BRONZE

NOTE: Select appropriate Cat. No. for color and finish.

Hole Size: A	B	C	D
Wood/Aluminum 1/4" (6 mm)	10" (254 mm)	11" (279 mm)	3-1/4" (83 mm)

Mounting Options	Wood/Aluminum up to 1-3/4" (45 mm)
Mounting Hardware	Included

NOTE: Optional hardware kits must be purchased separately.

