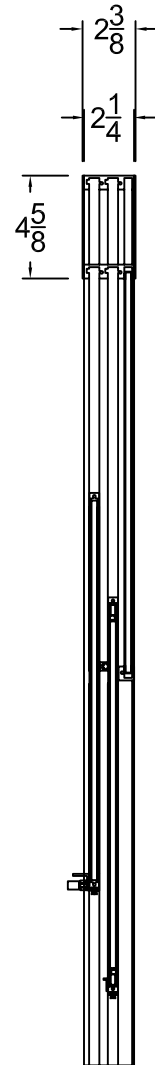
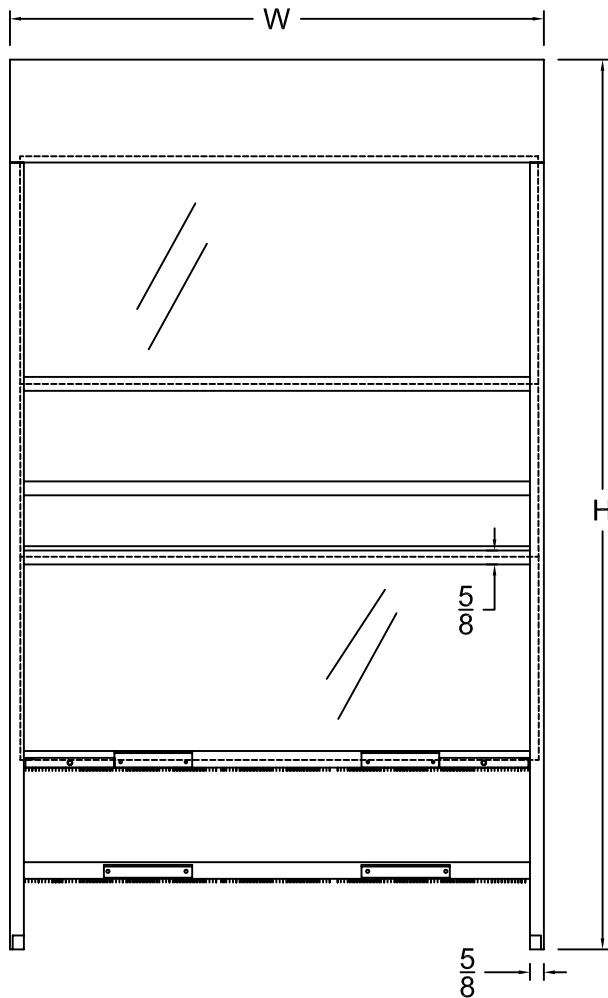

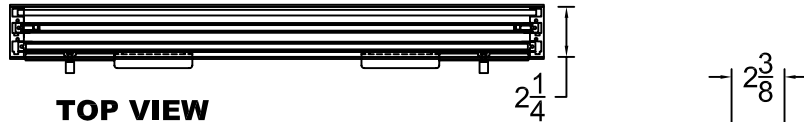


# VERTICAL SLIDING SERVICE WINDOW WITH SASH BALANCE

CAT NO.	FINISH	GLAZING
SWB1200A	SATIN ANODIZED	1/4" VINYL ONLY
SWB1200DU	DARK BRONZE	1/4" VINYL ONLY
SWB1214A	SATIN ANODIZED	1/4" GLAZING
SWB1214DU	DARK BRONZE	1/4" GLAZING
SWB1214P	POWDER PAINT	1/4" GLAZING
SWB1214K	KYANR PAINT	1/4" GLAZING



WITH SCREEN
0
X
X
CLERK'S SIDE

**NOTE:**  
 WINDOWS UNDER 1050 SQ. IN. (WXH) DO NOT REQUIRE SASH BALANCES. SEE DRAWINGS FOR CAT.NO. SW1200. IF WINDOW IS TO BE INSTALLED IN EXISTING OPENING, DEDUCT 1/4" OFF THE WIDTH AND 1/8" OFF THE HEIGHT FOR ADEQUATE CLEARANCE

**CHL** TRANSACTION HARDWARE

**C.R. Laurence Architectural Products**  
 Phone Orders (800) 421-6144  
 Fax Orders (800) 262-3299  
 WWW.CRLAURENCE.COM  
 Patent Pending