

## TRENTO

90° Glass-to-Glass Hinge

CAT. NO. TNT092

**\*NOTE:** Do not exceed either maximum weight or width when choosing proper quantity of hinges.

### Important Information:

- 1) This Hinge contains a dual degree pivot pin. The pivot pin is set for normal door closing position. You have the option of altering the closing position of the door 5 degrees inward by utilizing the opposite side of the pivot pin, which has been pre-machined.
- 2) The Trento Hinge is designed to accommodate two types of cut-outs in the glass. If the two steel pins in the body of the Hinge are left in place, the "mouse ear" cut-out option should be used. This application is recommended to prevent slippage. If the two steel pins are removed, the rectangular cut-out option can be utilized.
- 3) The door and fixed panel require different fabrication.

### Specifications:

Glass Sizes:	3/8" (10mm) to 1/2" (12mm) thick tempered safety glass
Construction:	Solid brass
Closing Type:	Self-centering when within 15° of closed position
Cutout Required	
Includes:	Gaskets, screws, screw covers, and template

### Maximum Door Capacities: Two Hinges Three Hinges

Maximum Door Weight:	140 lbs.	175 lbs.
Maximum Door Width:	40"	40"

### Use of Gaskets:

One gasket on each side for either 3/8" (10mm) or 1/2" (12mm) glass

### Recommendations:

For public safety, we recommend the use of only tempered safety glass. Do not use power tools when installing these hinges.

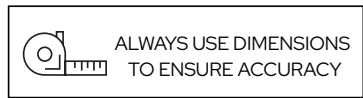
### Maintenance Guidelines:

- Our hinges are greased at the factory for quiet and trouble-free operation. If there is any squeaking that occurs after installation, put a drop of "3 in 1 Oil" (also known as "household oil") on the white nylon washer that the hinge body pivots on. This washer is the component that acts as a buffer, so the body of the hinge doesn't pivot directly on the brass center block. This solution doesn't require the disassembly of the hinge. **Note: Do not use spray lubricant on these hinges.** If the hinge has been disassembled, upon re-assembly, use white lithium grease to lubricate the interior mechanism.
- Never use an abrasive cleaner on the hardware. Many of the components are coated with a clear lacquer that will be irreparably damaged if subjected to harsh, abrasive chemicals. Advise your customer that drying the hardware with a clean, soft towel on a daily basis is the best way to maintain the hardware. If mineral deposits build-up, mix a couple of drops of a mild liquid soap (such as Ivory or a similar product) into a cup of warm water. Using a soft, non-abrasive cloth, clean the hardware. Rinse thoroughly with clean, warm water and dry.

For Technical Assistance in the United States and Canada 1.800.421.6144. Press 2, then option 1

C.R. Laurence Co., Inc. • 2503 E. Vernon Ave., Los Angeles, CA 90058 • 1.800.421.6144 • [crlaurence.com](http://crlaurence.com)

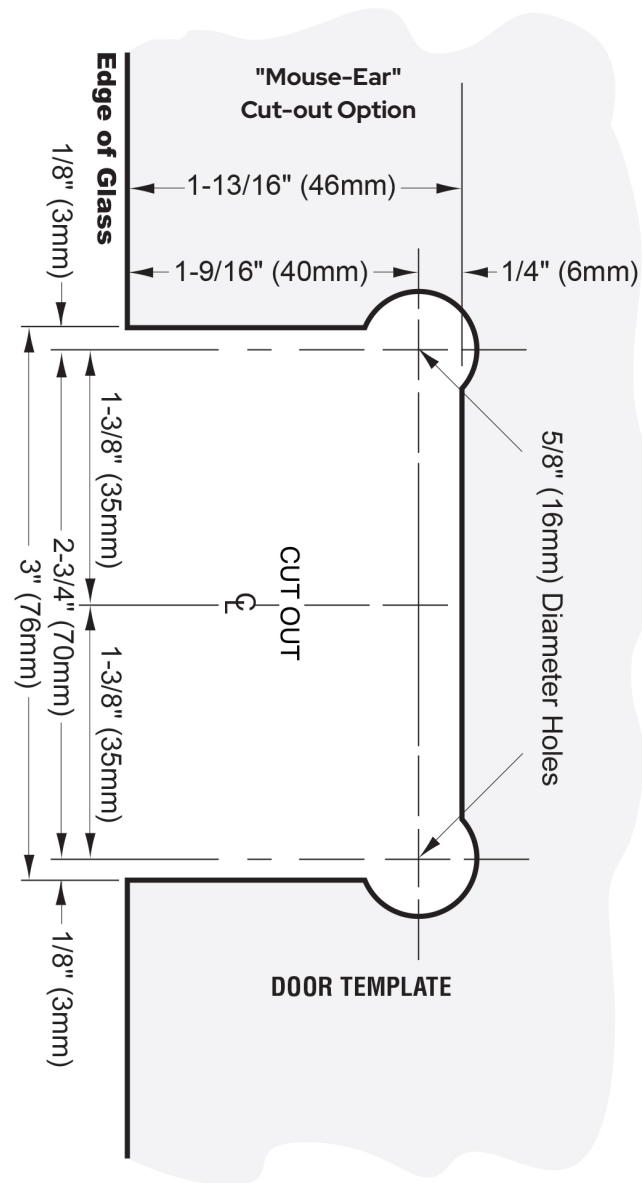
© Copyright 2025, C.R. Laurence Co., Inc.



### "Mouse-Ear" Cut-out Option

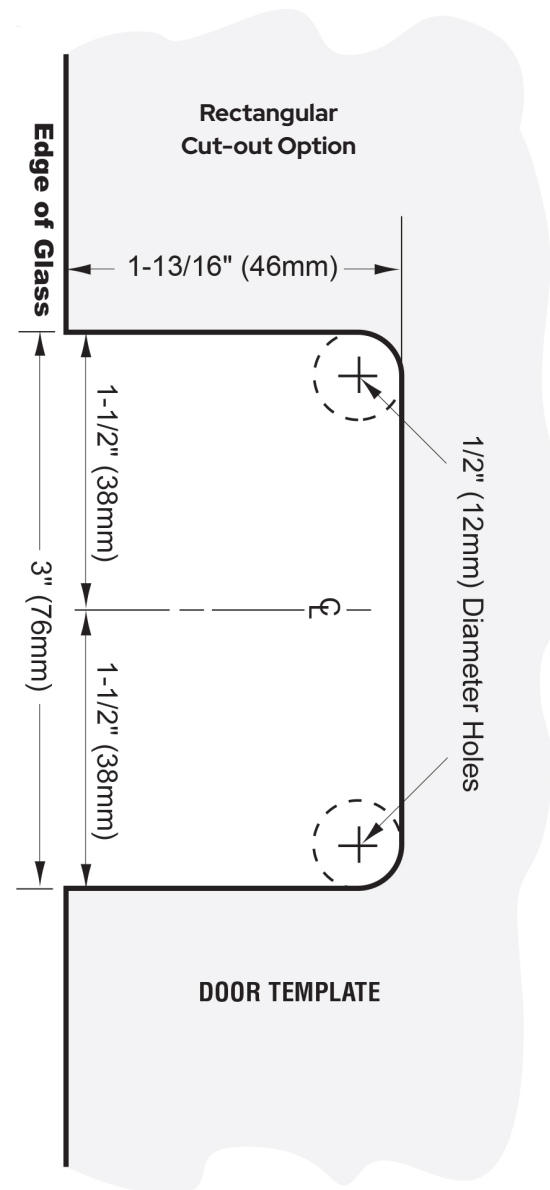
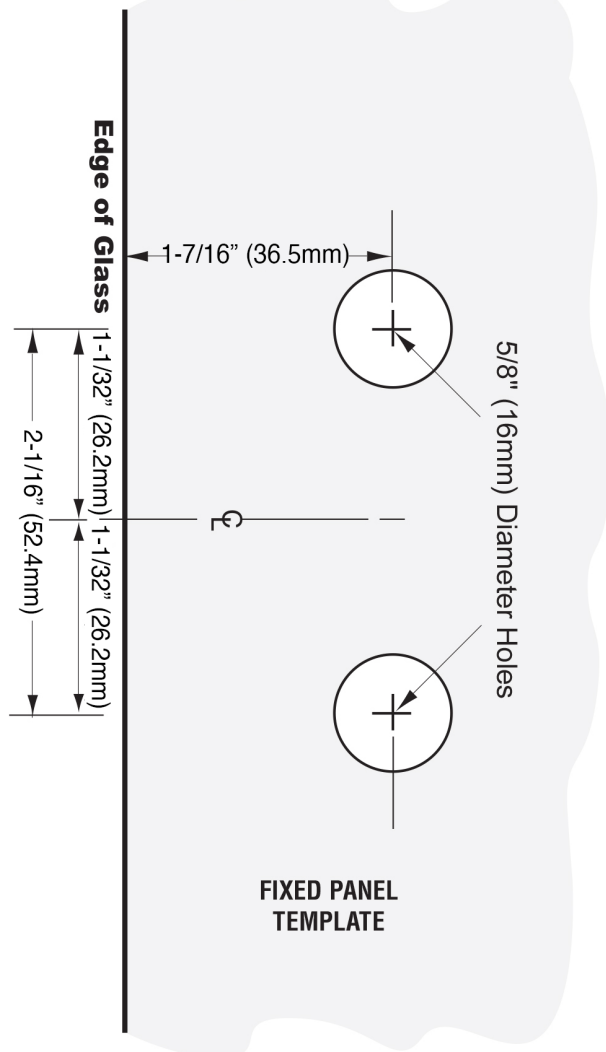
The diagram illustrates a fixed panel template with the following dimensions and features:

- Edge of Glass:** Indicated by a thick vertical line on the left.
- Mounting Holes:** Two circular holes, each with a diameter of  $5/8"$  (16mm).
- Horizontal Spacing:**
  - Distance from the edge of the glass to the center of the first hole:  $1-7/16"$  (36.5mm).
  - Distance between the centers of the two holes:  $2-1/16"$  (52.4mm).
  - Distance from the center of the second hole to the right edge of the template:  $1-1/32"$  (26.2mm).
- Vertical Spacing:** The distance between the horizontal centerlines of the two holes is  $1-1/32"$  (26.2mm).
- Labels:**
  - FIXED PANEL TEMPLATE** (bottom center)
  - 5/8" (16mm) Diameter Holes** (top right, pointing to both holes)
  - Edge of Glass** (left side, pointing to the thick line)





**IMPORTANT:** Project measurements from the edge of the glass.



## TRENTO

90° Glass-to-Glass Hinge

CAT. NO. TNT092

Rectangular Cut-out Option

For Technical Assistance in the United States and Canada 1.800.421.6144. Press 2, then option 1

C.R. Laurence Co., Inc. • 2503 E. Vernon Ave., Los Angeles, CA 90058 • 1.800.421.6144 • [crlaurence.com](http://crlaurence.com)

© Copyright 2025, C.R. Laurence Co., Inc.