

Series MSD-375/ WSD-500 StormMax® — impact-resistant entrance doors by Oldcastle BuildingEnvelope®



The Series MSD-375/WSD-500 StormMax® is an **impact-resistant entrance door** available in medium and wide stile configurations. This entrance system meets the most demanding requirements of both Florida and International building codes. The MSD-375/WSD-500 offers the largest variety of hardware options in the industry. The most prominent names in retail and corporate America rely on **Oldcastle BuildingEnvelope®** to make an unforgettable first impression with our standard, custom and impact-resistant storefronts, curtain walls and entrances.

Testing

- Miami/Dade County
- Florida Building Code TAS-201, TAS-202, TAS-203
- ASTM E 1886, E 1996

Features



Myrtle Beach Convention Center, Myrtle Beach, SC
Architect: Cannon Design

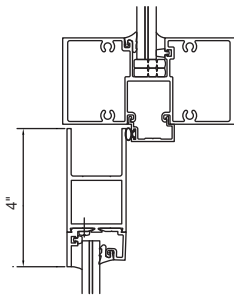
Standard

- 3-point lock mechanism
- 1-1/2" pair of stainless steel butt hinges
- MIG welded corner construction
- 1-3/4" deep rail and stile
- 4-3/4" or 6" vertical stile, 4" top rail, 9" bottom rail
- Available for use with the FG-5700/FG-5750 StormMax® storefront systems

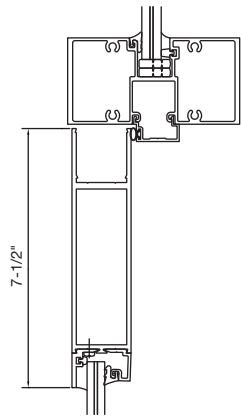
Optional

- Panic Devices: A variety of options available
- Continuous gear hinge
- 7-1/2" top rail
- 8-1/2" or 10" mid rail
- Concealed overhead closer

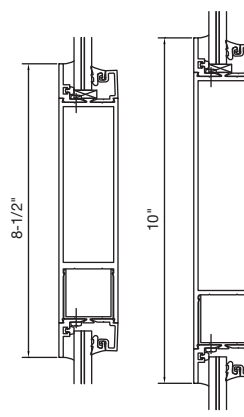
Details



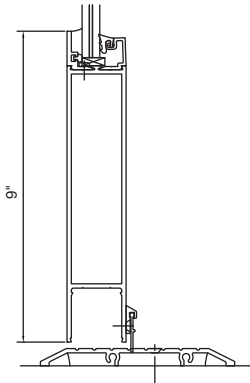
Standard Top Rail



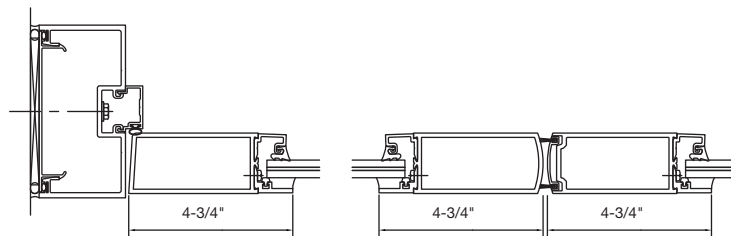
Optional Top Rail



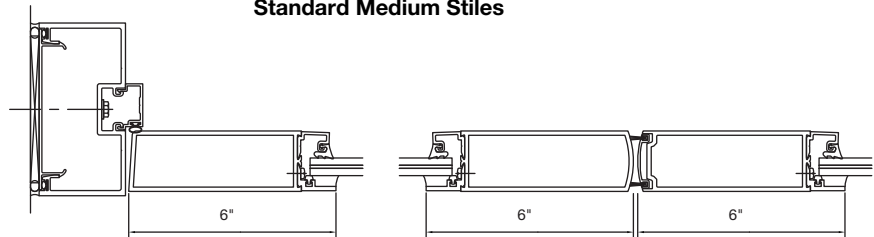
Optional Mid Rails



Standard Threshold



Standard Medium Stiles



Standard Wide Stiles

Performance

- Air Infiltration: Passed per TAS-202 and ASTM E 283
- Forced Entry Resistance Test: Passed at 300 lbs. Per SFBC 3603.2
- Structural Load: +70 / -80 PSF per TAS-202 and ASTM E 330
- Large Missile and Cycling: +70 / -80 per TAS-201, TAS-203 and ASTM E 1886, E 1996