


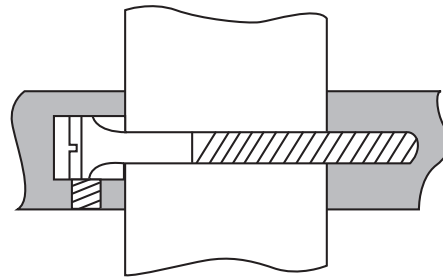
CRL ALUMINUM DOOR MOUNTED STANDARD PULL HANDLES

8" SOLID OFFSET BACK-TO-BACK PULL HANDLES



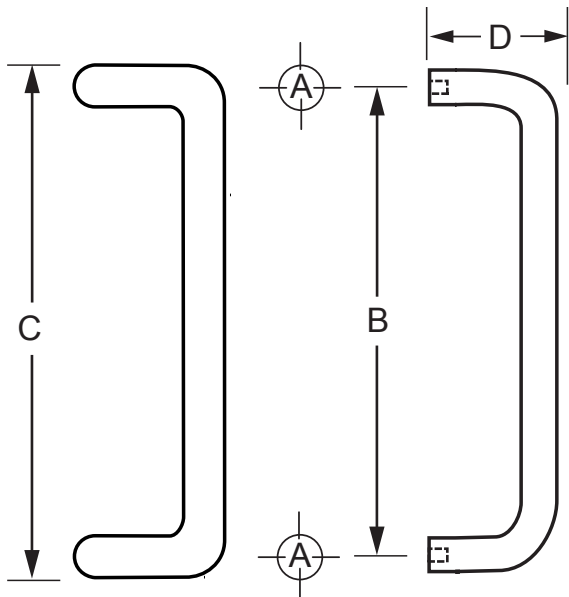
CAT. NO.
M2174828
M2174832D
M2174810B

INCLUDED MOUNTING HARDWARE



1/4"-20 Threaded Shoulder Bolts and Set Screws
for Back-to-Back Mounting
Included

MOUNTING TEMPLATE



FINISH
M2174828 = SATIN CHROME
M2174832D = BRUSHED STAINLESS
M2174810B = DARK BRONZE

NOTE: Select appropriate Cat. No. for color and finish.

Hole Size: A	B	C	D
Wood/Aluminum 1/4" (6 mm)	8" (203 mm)	9" (229 mm)	3-1/4" (83 mm)

Mounting Options	Wood/Aluminum up to 1-3/4" (45 mm)
Mounting Hardware	Included

NOTE: Optional hardware kits must be purchased separately.

