

Company

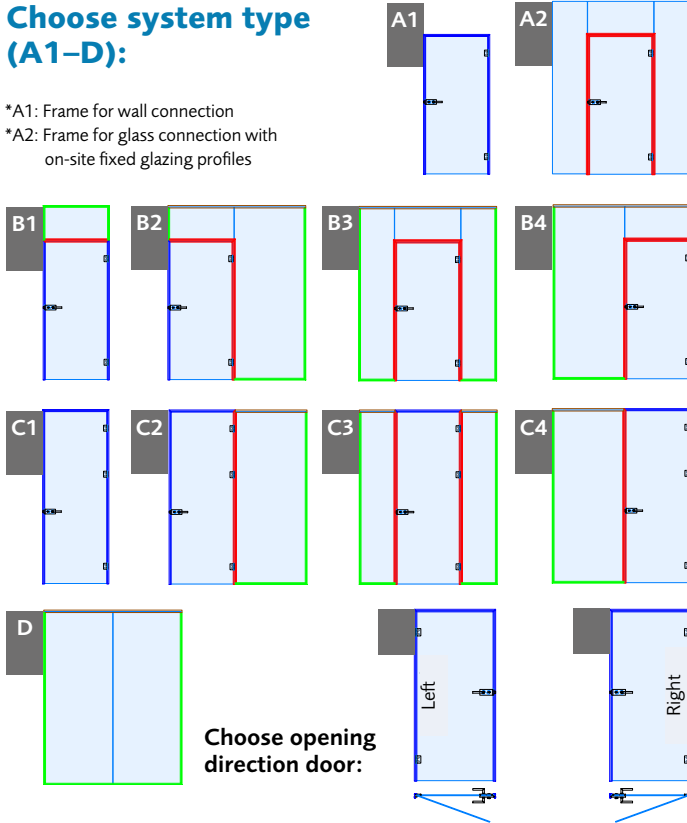
Additional info

Customer no

Project

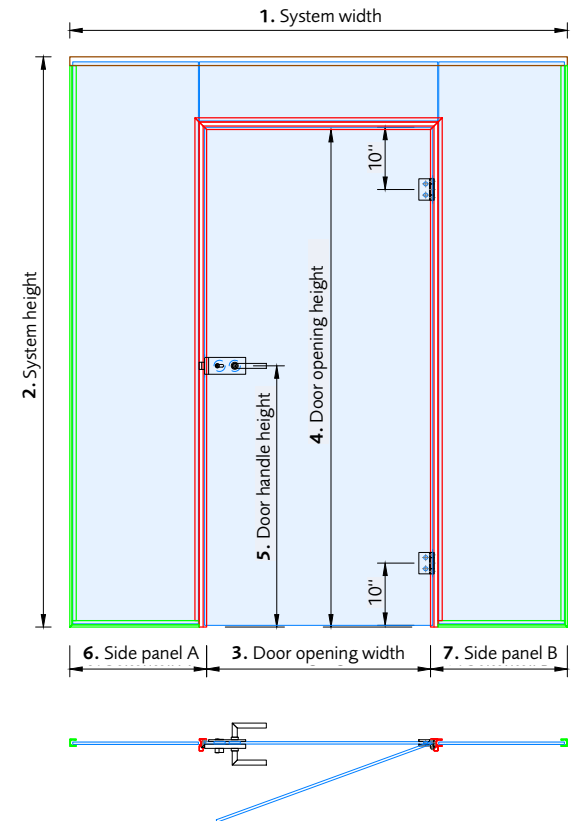
Choose system type (A1-D):

*A1: Frame for wall connection
 *A2: Frame for glass connection with on-site fixed glazing profiles



Choose opening direction door:

SYSTEM VIEW = REBATE SITE = CLIP PROFILE SIDE (FRAME PROFILE)

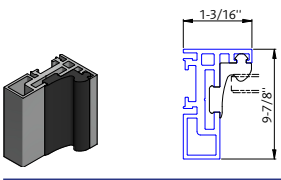


System details

1. System width*
2. System height*
3. Door opening width*
4. Door opening height*

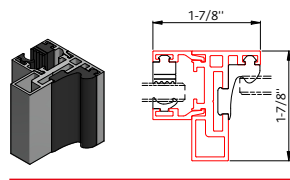
5. Door handle height
6. Side panel A
7. Side panel B
8. Floor clearance

*Required for quoting

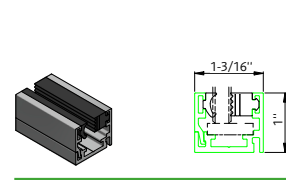


DOOR FRAME PROFILES

Door frame profile for wall connection

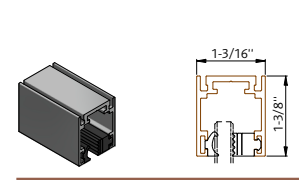


Door frame profile for glass connection



FIXED FRAME PROFILES

Fixed frame glazing profile for floor and wall (optional at ceiling)



Fixed frame glazing profile for ceiling

DOOR SIZE LIMITATIONS

Maximum door width: 35-7/16" (900 mm)
 Maximum door weight: 165 lbs (75 kg)

HINGE REQUIREMENTS – Number of hinges required:

2 hinge: door weight up to 110 lbs (50 kg) OR door height up to 78-3/4" (2000 mm)
 3 hinges: door weight over 110 lbs (50 kg) up to 165 lbs (75 kg) OR door height over 78-3/4" (2000 mm) up to 98-7/16" (2500 mm)
 4 hinges: door height over 98-7/16" (2500 mm) to maximum height 118" (3000 mm) regardless of weight

Glass type & thickness

Door:	Glass type	FTG	LSG		
	Glass thickness	5/16"	3/8"	1/2"	
Fixed part:	Glass type	FTG	LSG		
	Glass thickness	5/16"	3/8"	1/2"	5/8"

Finishes

Profile finishes:	Satin anodized
	Black satin anodized
	Brushed nickle anodized

Gasket color:* Black Grey

FTG = Fully tempered glass **LSG** = Laminated safety glass

*Black gasket is default color for Black matte anodized profiles and Brushed nickle anodized profiles. Grey gasket is default for Satin anodized profiles.

Please select single fittings:

CRL Fallbrook Square Hinge



FHSBN
Brushed nickel

FHSMBL
Matte black

FHSSA
Satin anodized

CRL Fallbrook Square Latch



FLSBN
Brushed nickel

FLSMBL
Matte black

FLSSA
Satin anodized

CRL Fallbrook D-Square Latch



FLDBN
Brushed nickel

FLDSA
Satin anodized

**Not available in MBL

CRL Fallbrook Handle Set Rounded



FLHBN
Brushed nickel

FLHMBL
Matte black

FLHSA
Satin anodized

CRL Fallbrook Square Latch with cylinder



FLKSBN
Brushed nickel

FLKSMBL
Matte black

FLKSSA
Satin anodized

CRL Fallbrook Handle Set Square Mitered



FLHMTBN
Brushed nickel

FLHMTMBL
Matte black

FLHMTSA
Satin anodized

CRL Fallbrook D-Shape Latch with cylinder



FLKDBN
Brushed nickel

FLKDSA
Satin anodized

**Not available in MBL