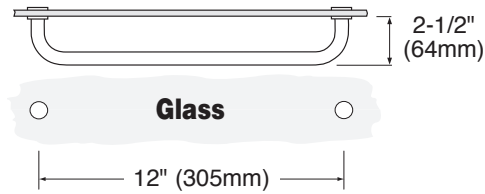
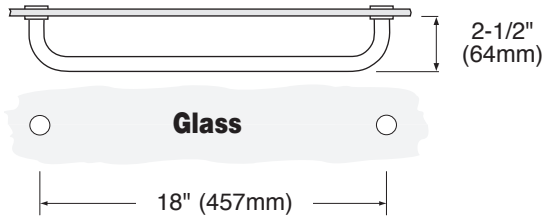


CAT. NO. BM12  
CAT. NO. BMNW12



CAT. NO. BM18  
CAT. NO. VIC18  
CAT. NO. BMNW18  
CAT. NO. CATB18  
CAT. NO. SDTBS18  
CAT. NO. TBCT18  
CAT. NO. TBCC18  
CAT. NO. SQ18  
CAT. NO. MT18

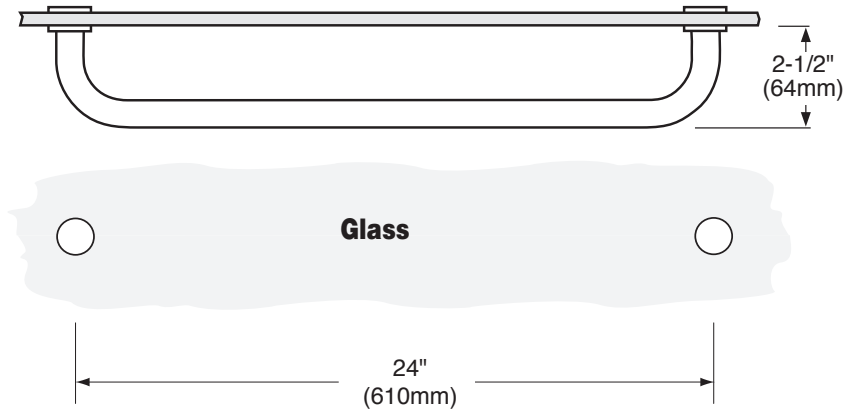


### Specifications:

All Holes Are 1/2" (12mm) Diameter  
All Measurements Are Center-To-Center  
Appropriate Clear Gaskets Included  
Fits 1/4" (6mm) to 1/2" (12mm) Glass

CAT. NO. BM24  
CAT. NO. VIC24  
CAT. NO. BMNW24  
CAT. NO. CATB24  
CAT. NO. CATBT24  
CAT. NO. SDTBS24

CAT. NO. TBCT24  
CAT. NO. TBCC24  
CAT. NO. CSH24  
CAT. NO. SQ24  
CAT. NO. COL24  
CAT. NO. MT24



## TOWEL BARS

Wall Mounted (Tubular Brass Construction)

\* See note at bottom of page concerning towel bars not shown in the diagrams on this page.

**\*NOTE:** Because there are numerous "BM" and "BMNW" towel bars (example BM24CH or BMNW24CH), we are providing the following guideline for determining the fabrication required: Always drill 1/2" (12mm) diameter holes to the center-line of the length of the towel bar that is being ordered. The length of the towel bar is always provided in the catalog number of the product. For example, a BM24CH is a 24" (610mm) center-to-center towel bar. Therefore, it is correct to drill (2) 1/2" (12mm) diameter holes 24" (610mm) center-to-center apart. A BM26BR would require (2) 1/2" (12mm) diameter holes 26" (660mm) apart, etc.