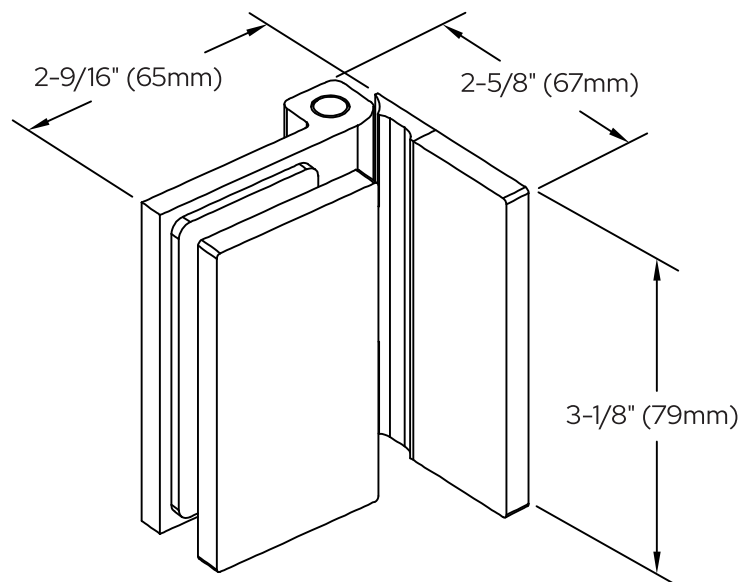


*** SEE TEMPLATE ON BACK ***
Refer to Dimensions Shown
to Ensure Accuracy



COMO

Wall Mount Offset Backplate Hinge

CAT. NO. COM044

Important Information:

1). This is a one-direction hinge and is designed for an outswing application only. A door strike is required so the door isn't allowed to swing inward and damage the door glass.

Specifications:

Glass Sizes:	5/16" (8mm) to 3/8" (10mm) thick tempered safety glass
Construction:	Solid brass
Cutout Required	
Includes:	Gaskets, screws and template

Maximum Door Capacities

Two Hinges

Maximum Door Weight:	110 lbs. (50 kg)
Maximum Door Width:	39" (1000mm)

Use of Gaskets:

For 5/16" (8mm) Glass: Use one thick gasket on each side

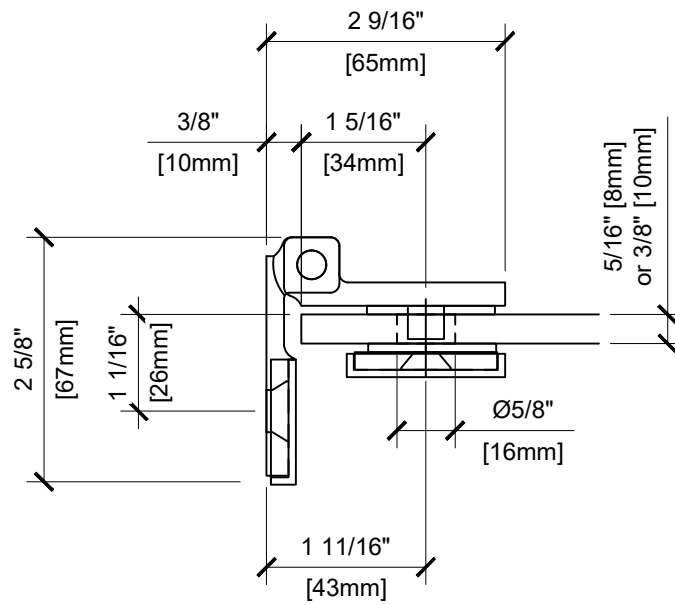
For 3/8" (10mm) Glass: Use one thin gasket on each side

Recommendations:

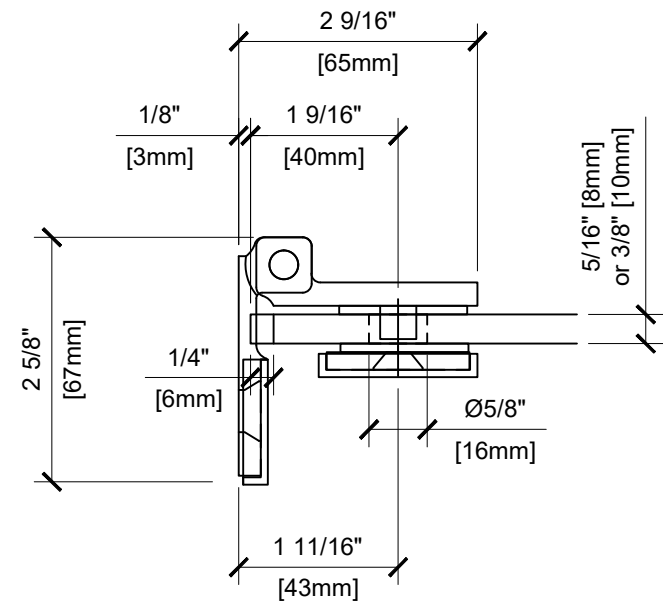
For public safety, we recommend the use of only tempered safety glass. Do not use power tools when installing these hinges.

Maintenance Guidelines:

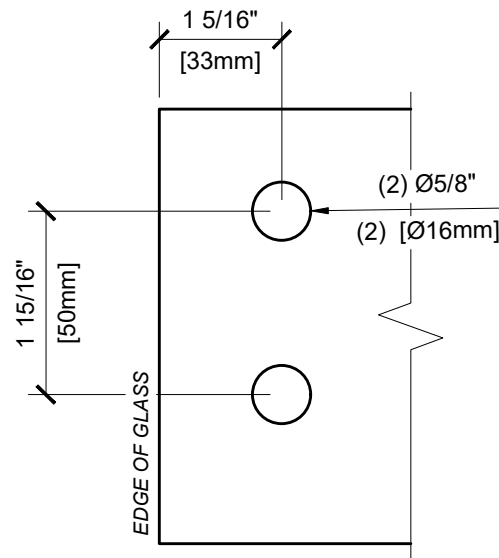
- Never use an abrasive cleaner on the hardware. Many of the components are coated with a clear lacquer that will be irreparably damaged if subjected to harsh, abrasive chemicals. Advise your customer that drying the hardware with a clean, soft towel on a daily basis is the best way to maintain the hardware. If mineral deposits build-up, mix a couple of drops of a mild liquid soap (such as Ivory or a similar product) into a cup of warm water. Using a soft, non-abrasive cloth, clean the hardware. Rinse thoroughly with clean, warm water and dry.



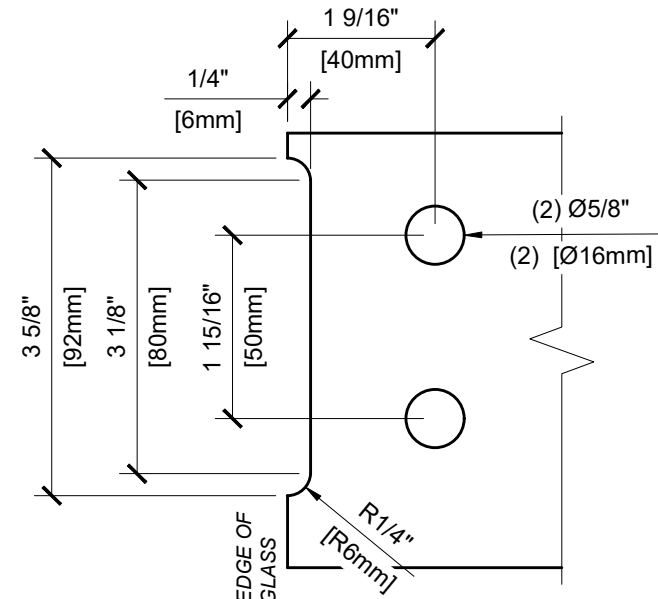
TYP. GLASS CUTOUT



TIGHT CLEARANCE GLASS CUTOUT



GLASS CUTOUT



GLASS CUTOUT

COMO

Wall Mount Offset Backplate Hinge
CAT. NO. COM044