

Company

Additional

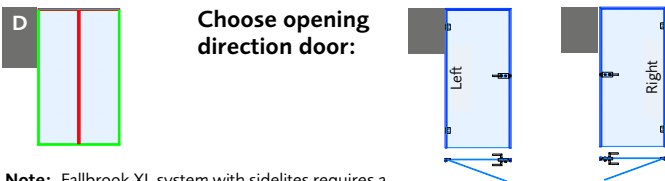
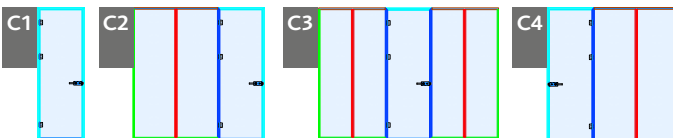
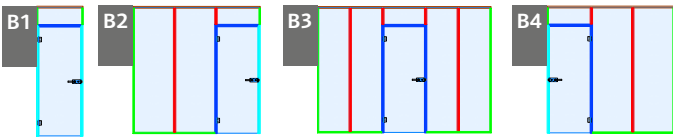
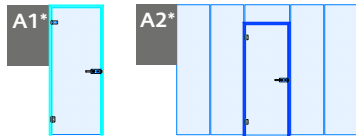
Customer no

info

Project

Choose system type (A1-D):

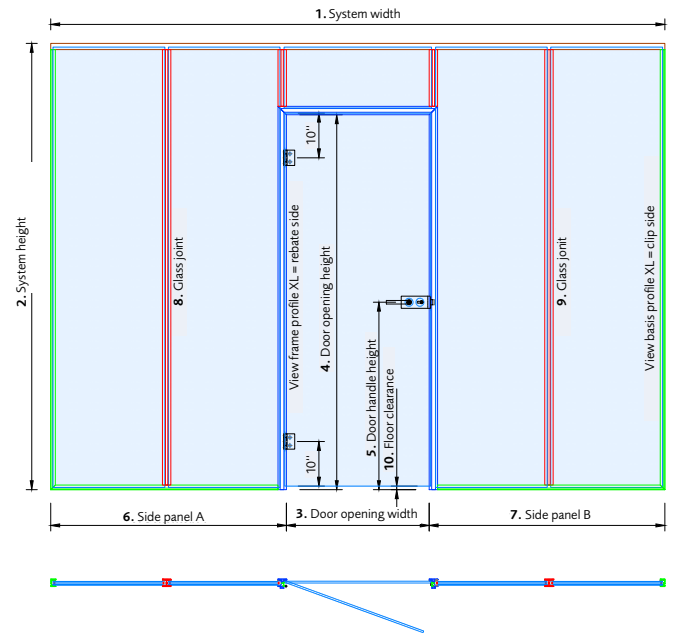
*A1: Frame for wall connection
*A2: Frame for glass connection with on-site fixed glazing profiles



Choose opening direction door:

Note: Fallbrook XL system with sidelites requires a minimum of two panels to either side of door opening for glazing purposes.

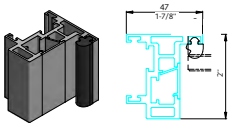
SYSTEM VIEW = REBATE SITE = CLIP PROFILE SIDE (FRAME PROFILE)



System details

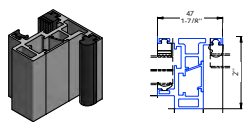
1. System width*
2. System height*
3. Door opening width*
4. Door opening height*
5. Door handle height
6. Side panel A
7. Side panel B
8. Quantity intermediate vertical profile side panel A*
9. Quantity intermediate vertical profile side panel B*
10. Floor clearance

*Required for quoting

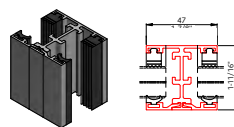


DOOR FRAME PROFILES

Door frame profile XL for wall connection

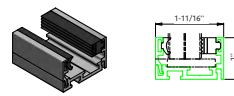


Door frame profile XL for glass connection

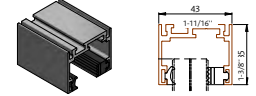


FIXED FRAME PROFILES

Profile for glass bump XL for intermediate vertical



Fixed frame glazing profile XL for floor and wall (optional at ceiling)



Fixed frame glazing profile XL for ceiling

DOOR SIZE LIMITATIONS

Maximum door width: 35-7/16" (900 mm)
Maximum door weight: 165 lbs (75 kg)

HINGE REQUIREMENTS – Number of hinges required:

2 hinge: door weight up to 110 lbs (50 kg) OR door height up to 78-3/4" (2000 mm)
3 hinges: door weight over 110 lbs (50 kg) up to 165 lbs (75 kg) OR door height over 78-3/4" (2000 mm) up to 98-7/16" (2500 mm)
4 hinges: door height over 98-7/16" (2500 mm) to maximum height 118" (3000 mm) regardless of weight

Glass type & thickness

Door:	Glass type	FTG	LSG		
	Glass thickness	3/8"	1/2"		
Fixed part:	Glass type	FTG	LSG		
	Glass thickness	5/16"	3/8"	1/2"	5/8"

Finishes

Profile finishes:	Satin anodized
	Black satin anodized

Gasket color:* Black Grey

FTG = Fully tempered glass

LSG = Laminated safety glass

*Black gasket is default color for Black matte anodized profiles and Brushed nickel anodized profiles. Grey gasket is default for Satin anodized profiles.

Please select single fittings:

CRL Fallbrook Square Hinge



FHSMBL
Matte black
FHSSA
Satin anodized

CRL Fallbrook Square Latch



FLSMBL
Matte black
FLSSA
Satin anodized

CRL Fallbrook Handle Set Rounded



FLHMBL
Matte black
FLHSA
Satin anodized

CRL Fallbrook Square Latch with cylinder



FLKSMBL
Matte black
FLKSSA
Satin anodized

CRL Fallbrook Handle Set Square Mitered



FLHMTMBL
Matte black
FLHMTSA
Satin anodized