

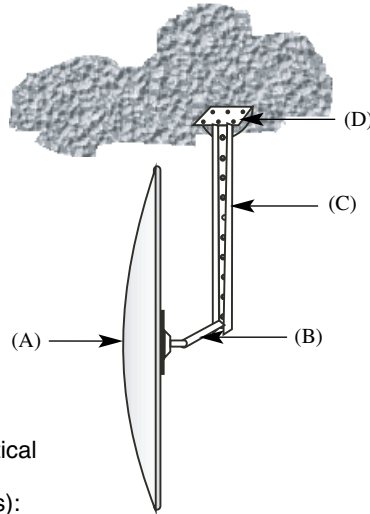
C.R. LAURENCE CO., INC.

CRL Convex Mirrors Installation Instructions For 26" (660 mm) Diameter and Larger

Installation Information:

FOR SUSPENSION FROM CEILING OR TO MOUNT ON COUNTER TOP

1. Attach Base Plate Bracket (D) to ceiling or counter top
2. Attach "U" Channel Bracket (C) to Base Plate Bracket (D)
3. Attach Mirror (A) to "J" Bracket (B) and adjust for proper angle
4. Tighten screws on ball bracket to fix Mirror in desired position



Tips on Installation (Safety Use)

Avoid collisions at intersections:

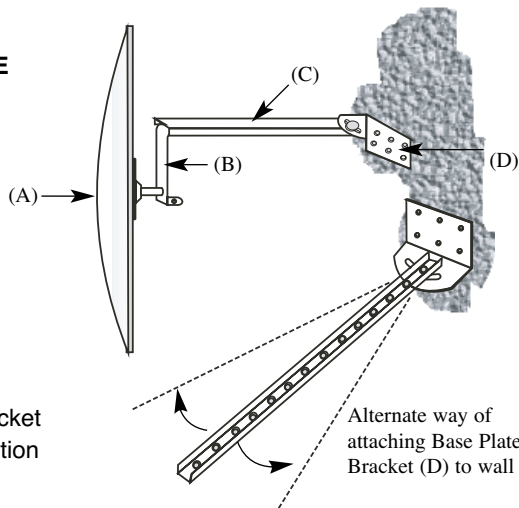
Place Mirrors as close to eye level as practical

Theft and intrusion protection (Retail Stores):

Place Mirrors up high in a position so that the image can be seen by attendant over and behind obstructions

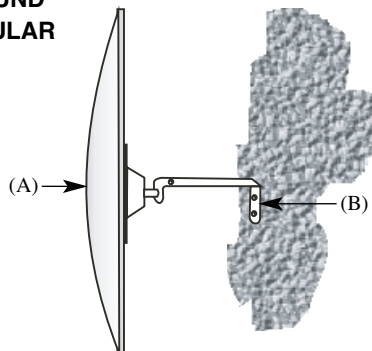
FOR EXTENDED WALL USE

1. Attach Base Plate Bracket (D) to wall
2. Attach "U" Channel Bracket (C) to Base Plate Bracket (D)
3. Attach "J" Bracket (B) to Channel Bracket (C)
4. Attach Mirror (A) to "J" Bracket (B) and adjust for proper angle
5. Tighten screws on ball bracket to fix Mirror in desired position




FOR CLOSE WALL USE ON 13" - 18" ROUND MIRRORS AND ON SMALLER RECTANGULAR MIRRORS USE "J" BRACKET ONLY (MUST BE ORDERED SEPARATELY)

1. Attach "J" Bracket (B) to wall or post with screws or lag bolts
2. Attach Mirror (A) to "J" Bracket (B) and adjust for proper angle
3. Tighten screws on ball bracket to fix Mirror in desired position

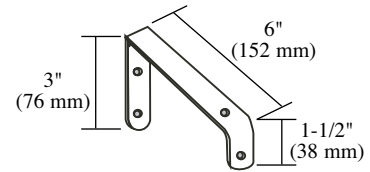


Package Contents:

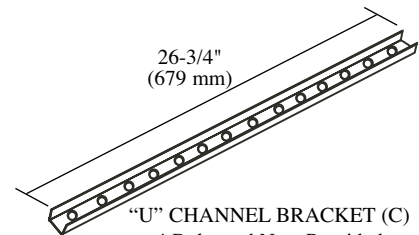
- (A) 1 - Mirror
 - (B) 1 - "J" Bracket
 - (C) 1 - "U" Channel Bracket
 - (D) 1 - Base Plate Bracket
- 4 Bolts and Nuts Provided



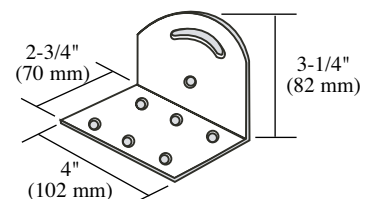
MIRROR (A)



"J" BRACKET (B)



"U" CHANNEL BRACKET (C)
4 Bolts and Nuts Provided



BASE PLATE BRACKET (D)

C.R. LAURENCE CO., INC.

C.R. LAURENCE IS THE LARGEST DISTRIBUTOR TO THE GLAZING INDUSTRY. HUNDREDS OF MIRROR RELATED PRODUCTS TO MAKE YOUR JOB EASIER AND YOUR CUSTOMERS MORE SATISFIED.

CRL Glass and Plastic Cleaners

- Economical to Use
- Spray and Wipe Clean



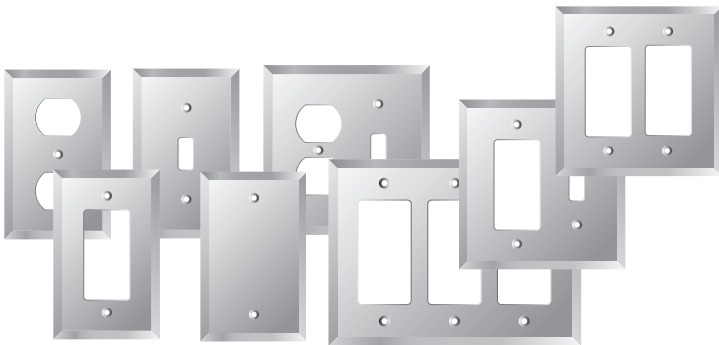
CRL J-Channel and Divider Bar

- 12' Stock Lengths in 11 Beautiful Finishes



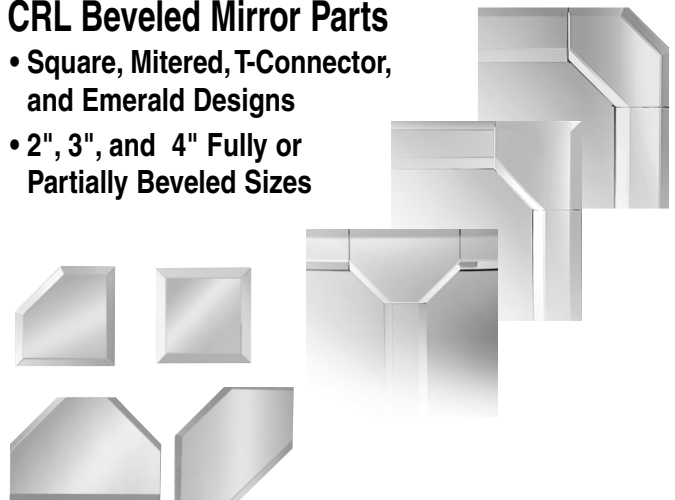
CRL Glass Mirror Plates

- Available in Clear, Bronze, and Gray
- Blister Carded for Retail Display



CRL Beveled Mirror Parts

- Square, Mitered, T-Connector, and Emerald Designs
- 2", 3", and 4" Fully or Partially Beveled Sizes



CRL Mirror Frames

- Choice of Designs and Finishes in Standard and Custom Sizes



CRL Vanity Mirrors

- Magnifying Mirrors in Popular Styles and Finishes
- Crystal Clear Optics



We invite you to review these products and many more at crlaurence.com

crlaurence.com • Toll Free (800) 421-6144 • Fax (800) 262-3299

CALL TOLL FREE FROM ANYWHERE IN THE U.S. AND CANADA • ALL PRODUCTS F.O.B. NEAREST WAREHOUSE.