



2 STANDARD

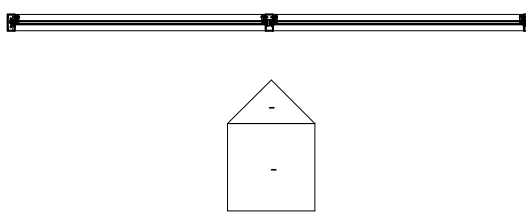


3 WIDE STYLE

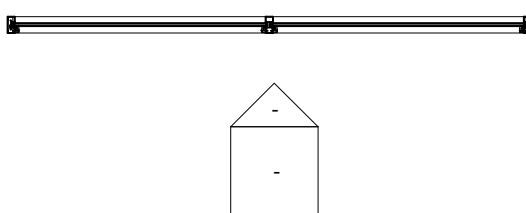


4 POST COVERS

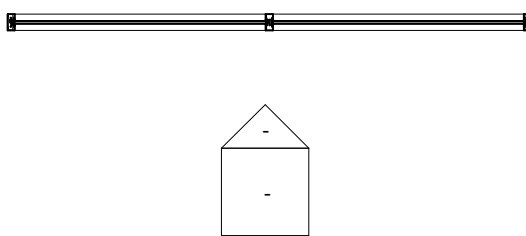
SHEAR BLOCK - EXT GLAZED



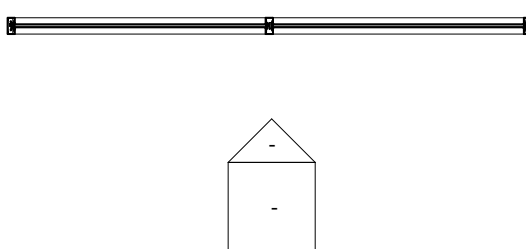
SHEAR BLOCK - INT GLAZED



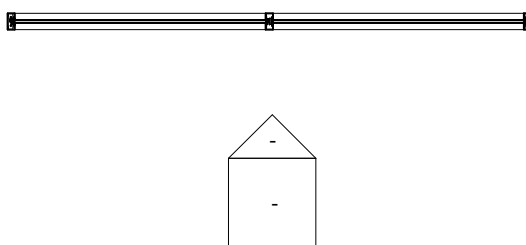
SCREW SPLINE - EXT GLAZED



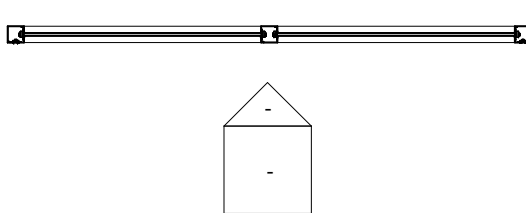
SCREW SPLINE - INT GLAZED



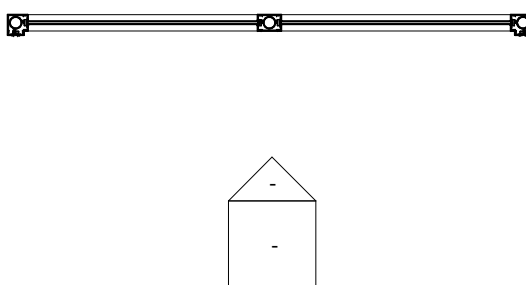
STACKED - EXT GLAZED



WIDE STYLE



POST COVERS



1 LEVEL 1
1/4" = 1'-0"

Revisions By:



Description
IT451 STOREFRONT
SYSTEM

Drawn by:
Date:
Scale:
File name:

Sheet