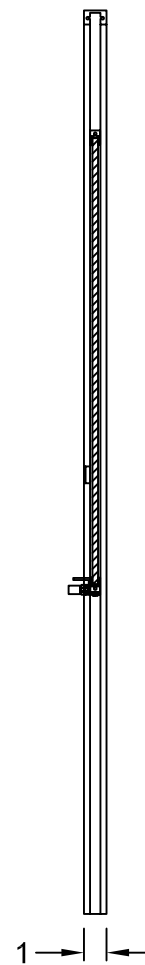
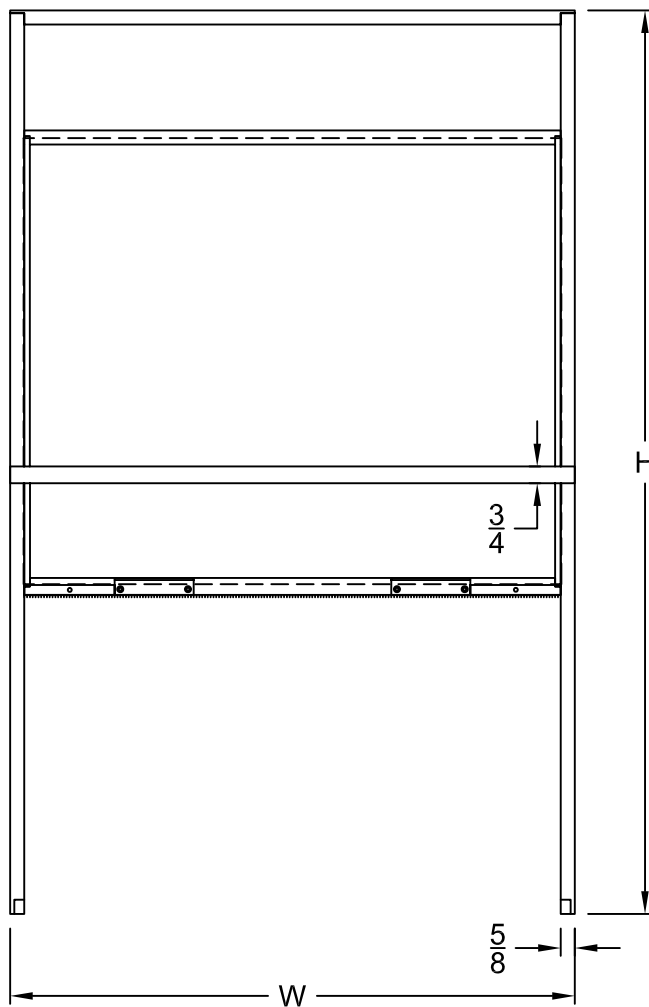



VERTICAL SLIDING SERVICE WINDOW

CAT NO.	FINISH	GLAZING
SW1400A	SATIN ANODIZED	1/4" VINYL ONLY
SW1400DU	DARK BRONZE	1/4" VINYL ONLY
SW1414A	SATIN ANODIZED	1/4" GLAZING
SW1414DU	DARK BRONZE	1/4" GLAZING
SW1414P	POWDER PAINT	1/4" GLAZING
SW1414K	KYNAR PAINT	1/4" GLAZING



WITHOUT SCREEN
NO GLASS
X
CLERK'S SIDE

NOTE:

WINDOWS EXCEEDING 1050 SQ. IN. (WXH) REQUIRE SASH BALANCES IN 4-5/8" HEADER, SEE DRAWING FOR CAT. NO. SWB1400. IF WINDOW IS TO BE INSTALLED IN EXISTING OPENING, DEDUCT 1/4" OFF THE WIDTH AND 1/8" OFF THE HEIGHT FOR ADEQUATE CLEARANCE



C.R. Laurence Architectural Products

Phone Orders (800) 421-6144
 Fax Orders (800) 262-3299
 WWW.GRLAURENCE.COM
 Patent Pending