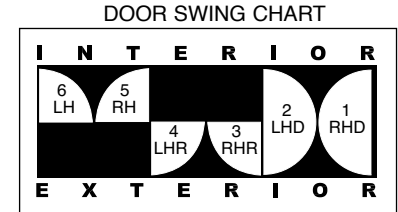


COMPANY NAME _____	PHONE _____
CONTACT _____ ACCOUNT NO. _____	FAX _____
JOB NAME _____	EMAIL _____

☐ **QUOTE** ☐ **ORDER P.O. #** _____ **DATE** _____

SERIES	STANDARD PROFILE DIMENSIONS		
	STILE	TOP RAIL	BOTTOM RAIL
DURAFRONT 800 MEDIUM STILE	3-1/2"	3-11/16"	6-1/2"
DURAFRONT 850 MEDIUM STILE	5"	5-1/2"	6-1/2":



Use the Door Swing Chart to determine how the door(s) should be handed.

DOOR STILE

Durafront Entrance

☐ 800 Medium

☐ 850 Wide

DOOR FINISH

☐ 11 - Clear Anodized Class I

☐ 22 - Dark Bronze / Black Anodized Class I

☐ 52 - Bone White 70% KYNAR® (2-Coat)

☐ 71 - Standard 70% KYNAR® (2-Coat)
Standard Color per Chart) - Specify _____

☐ 71 - Custom 70% KYNAR® (2-Coat) - Specify _____

☐ 71 - Custom 70%KYNAR®(3-Coat) - Specify _____

HARDWARE FINISH	DOOR FINISH
• Clear	11, 12, 52, 71
• Bronze	22
<input type="checkbox"/> Specify	

DOOR OPENING SIZE

☐ 36" x 84"

☐ Custom Single _____
Door Tag # _____

☐ 72" x 84"

☐ Custom Pair _____
Door Tag # _____

DOOR SWING	QTY
<input type="checkbox"/> LHR Hinge Left Swing Out	_____ ea.
<input type="checkbox"/> RHR Hinge Right Swing Out	_____ ea.
<input type="checkbox"/> LH Hinge Left Swing In	_____ ea.
<input type="checkbox"/> RH Hinge Right Swing In	_____ ea.
<input type="checkbox"/> LHD Hinge Left Double Acting	_____ ea.
<input type="checkbox"/> RHD Hinge Right Double Acting	_____ ea.
<input type="checkbox"/> PAIR Swing In	_____ ea.
<input type="checkbox"/> PAIR Swing Out	_____ ea.
<input type="checkbox"/> PAIR Double Acting	_____ ea.

TOP RAIL

☐ Standard ☐ 6-1/2"

☐ 3-11/16" - Min for OHCC ☐ 9-1/2"

☐ 5-1/2" - No OHCC ☐ Custom _____

BOTTOM RAIL

☐ Standard ☐ Custom

☐ 6-1/2"

☐ 7-1/2"

☐ 9-1/2"

DOOR HINGING

☐ Continuous Geared Hinge

☐ 1 Pair Butt Hinges

☐ Intermediate Butt Hinges for Doors Over 84"

Add _____ per Door

☐ Top/Bottom Offset Pivots (DH141/DH142)

☐ Standard DH140 Intermediate Pivots for Doors Over 84"

Add _____ per Door

☐ Power Transfer

☐ Center Pivot (Double Acting)

☐ Custom ☐ By USALUM ☐ By Customer

☐ Prep and Supply ☐ Prep Only ☐ Blank (No Prep)

NOTE: Prep Only Requires Manufacturer's Name , Model, and Template

Manufacturer: _____

Model: _____

PUSH/PULL HARDWARE

☐ Standard Push Bars

☐ Standard Push/Pull

☐ Offset Pulls

☐ None

☐ Custom ☐ By USALUM ☐ By Customer

☐ Prep and Supply ☐ Prep Only

NOTE: Prep Only Requires Manufacturer's Name , Model, and Template

Manufacturer: _____

Model: _____

GLASS STOP

☐ With 1/4" Square Glass Stops

☐ With 1/4" Bevel Glass Stops

☐ With 1" Glass Stops

☐ Other _____

CLEARANCES/ THRESHOLDS

Clearance From Bottom of Door to Finish Floor

☐ Custom Specify _____

Thresholds

☐ 4" Standard for Center Hung Doors

☐ 4-3/4" Standard for Offset Hung Doors

☐ Custom Specify _____

☐ By USALUM ☐ By Others

NOTE: Prep Only Requires Manufacturer's Name , Model, and Template

Manufacturer: _____

Model: _____

***MID-PANEL (MUNTIN)**

☐ 5/8" ☐ 5" ☐ 7-1/2"

☐ 2" ☐ 6-3/16" ☐ 9-1/2"

☐ 4-1/8" ☐ 6-1/2" ☐ Custom

* Dimensions do not include stops. _____

DOOR CLOSER

☐ O.H. Concealed (Double Acting-Prep Only)

☐ Standard Jackson Closer (Supply)

☐ O.H. Concealed (Offset-Prep Only)

☐ Standard Jackson Closer (Supply)

☐ 90° ☐ 105° Hold Open ☐ Yes ☐ No

☐ CRL Surface Mount Closer (Supply)

☐ Drop Plate

☐ Door Stop/Holder Degree _____

☐ No Closer Required

☐ Custom ☐ By USALUM ☐ By Customer

☐ Prep and Supply ☐ Prep Only

NOTE: Prep Only Requires Manufacturer's Name , Model, and Template

Manufacturer: _____

Model: _____

FOR OFFICE USE ONLY

TAKEN BY: _____

PRICED BY: _____

EDITED BY: _____

LOCKING OPTIONS

- ☐ MS Hookbolt With Two Cylinders - **STD**
- ☐ Long Throw Deadlock With Cylinders
- ☐ 3-Point Locking @ Pair With Cylinders
- ☐ Latch/Deadlock (DH189) With Cylinders
- ☐ Thumbturn in Lieu of Cylinder
- ☐ Latchlock (DH002)
- ☐ Cylinder (Ext.) ☐ Thumbturn (Int.)
- ☐ Lock Indicator
- ☐ Cylinder Guard
- ☐ Flushbolts
- ☐ Paddle Handle

- DH569 Lever Handle
 - ☐ Interior ☐ Back to Back
- CRL DH52150 Lever Handle
 - ☐ Interior ☐ Back to Back
- ☐ Electric Strike
- ☐ Custom ☐ By USALUM ☐ By Customer
- ☐ Prep and Supply ☐ Prep Only ☐ Blank (No Prep)

NOTE: Prep Only Requires Manufacturer's Name ,
Model, and Template

Manufacturer: _____

Model: _____

FRAME SYSTEM

- Series 450** 1-3/4" x 4-1/2" ☐ Tubular (JH475)
- Series 451** 2" x 4-1/2" ☐ Tubular (IH476)
- Flush Front** 1-3/4" x 4-1/2" ☐ FF450 (FH436)
- Flush Front** 2" x 4-1/2" ☐ FF451 (FH536)
- Subframe** 1" x 4-1/2" ☐ 1" x 4-1/2" (TJ455)
- ☐ Custom: Specify _____

FRAME TYPE

- ☐ Up and Over (No Transom)
- ☐ 126" (3.2 m) High With Transom
- ☐ Frame Only
- ☐ Door Only (No Frame)
- ☐ Custom

DOOR SWEEP

- ☐ Yes ☐ No
- ☐ Exposed Fasteners
- ☐ Concealed Fasteners

PANIC DEVICES

Concealed Vertical Rod Panics

- ☐ Jackson 1285
- ☐ Jackson 2086
- ☐ Jackson 1085
- ☐ Adams Rite 8600
- ☐ With Cylinder on Active Leaf
- ☐ Exit Only
- ☐ With Cylinders on Pair (Both Leaf's)

Rim Panics

- ☐ Jackson 1295
- ☐ Jackson 2095
- ☐ Jackson 1095
- ☐ Adams Rite 8800
- ☐ With Cylinder on Active Leaf
- ☐ Exit Only
- ☐ Removable Mullion (For Pair of Doors)
- ☐ With Cylinders on Pair (Both Leaf's)

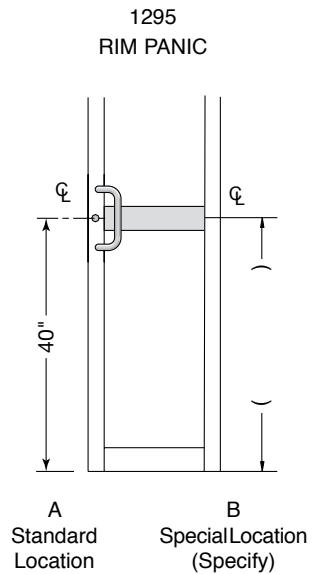
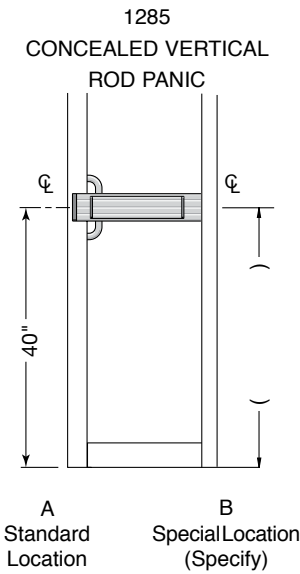
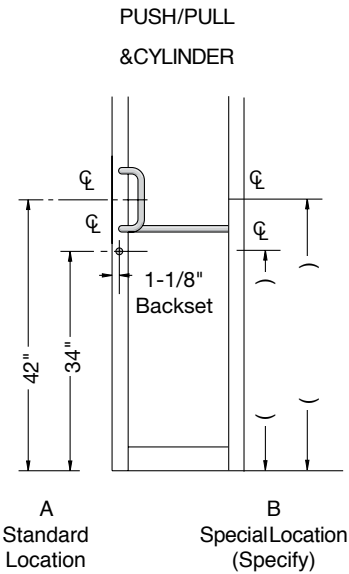
Mortise Panics

- ☐ Adams-Rite 8400
- ☐ CRL-Blumcraft Panic
- ☐ Custom ☐ By USALUM ☐ By Customer
- ☐ Prep and Supply ☐ Prep Only

NOTE: Prep Only Requires Manufacturer's Name ,
Model, and Template

Manufacturer: _____

Model: _____



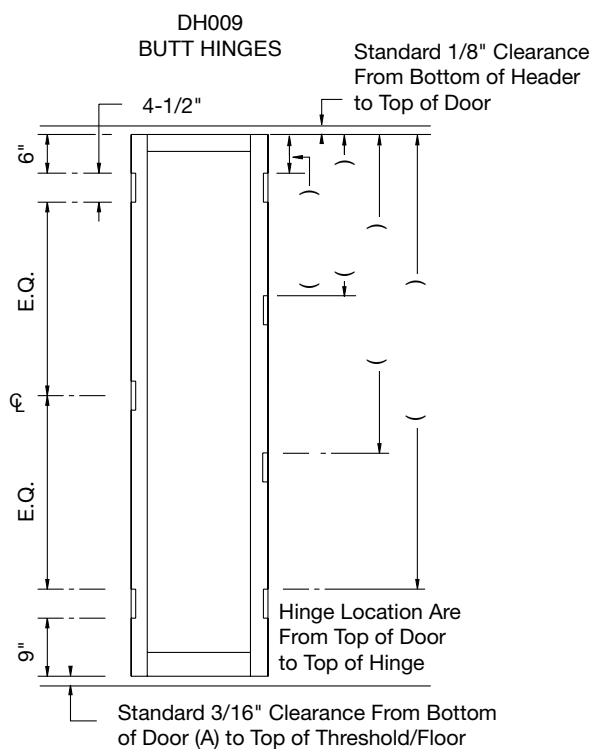
APPROVED BY _____ DATE _____

FOR OFFICE USE ONLY

TAKEN BY: _____

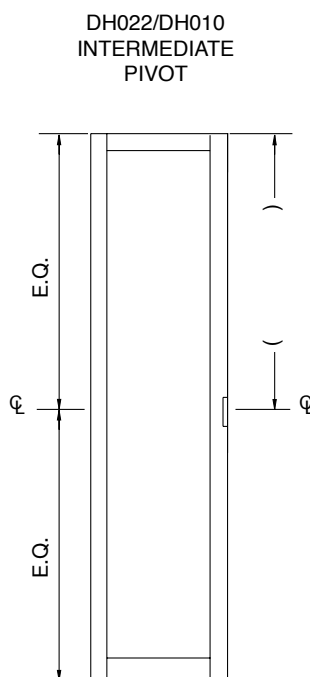
PRICED BY: _____

EDITED BY: _____



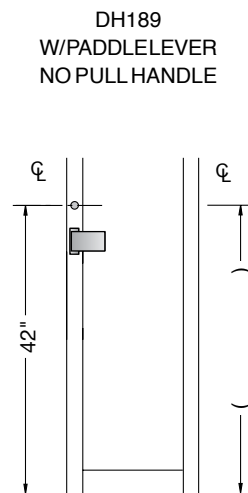
A
Standard
Location

B
Special Location
(Specify)



A
Standard
Location

B
Special Location
(Specify)



A
Standard
Location

B
Special Location
(Specify)

ADDITIONAL NOTES OR SKETCHES

APPROVED BY _____ **DATE** _____

NOTE: PLEASE DOWNLOAD FORM TO SUBMIT. DO NOT FILL FORM ONLINE.

Email completed form to us_alum@usalum.com.

Fax checklist to U.S. Aluminum Technical Sales at (877) 883-7547

To review call (800) 627-6440. This form is available online at usalum.com.

FOR OFFICE USE ONLY

TAKEN BY: _____

PRICED BY:

EDITED BY: