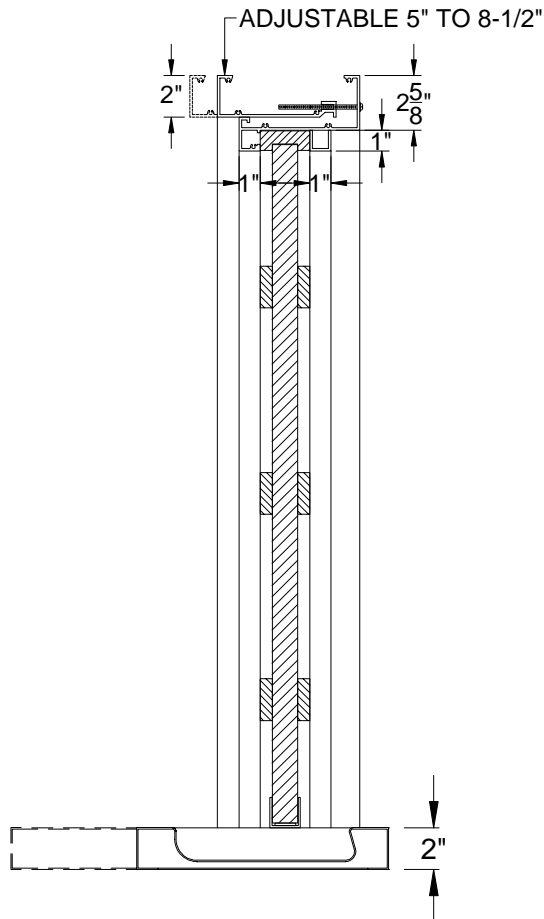
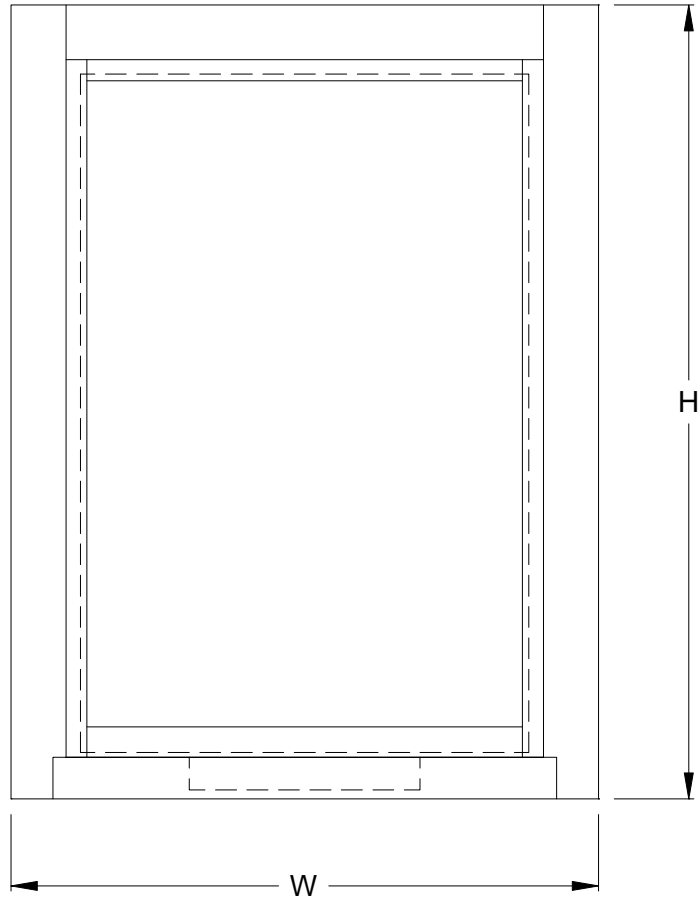


INTERIOR CLAMP ON WINDOW WITH SURROUND SOUND AND SHELF WITH DEAL TRAY CRL P/N CO1W12 OR CO1W18

VERTICAL SECTION



CLERK'S SIDE VIEW

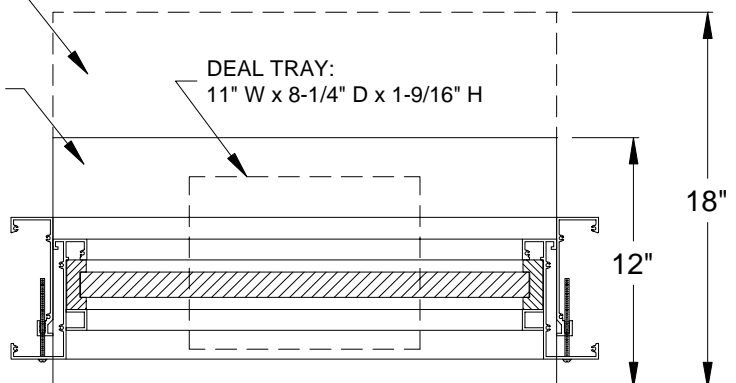


HORIZONTAL SECTION

STAINLESS STEEL SHELF WITH
DEAL TRAY (OPTIONAL) 18" DEEP

STAINLESS STEEL SHELF WITH
DEAL TRAY (OPTIONAL) 12" DEEP

DEAL TRAY:
11" W x 8-1/4" D x 1-9/16" H



CRL TRANSACTION HARDWARE

C.R. Laurence Architectural Products

Phone Orders (800) 421-6144

Fax Orders (800) 262-3299

WWW.CRLAURENCE.COM

Patent Pending