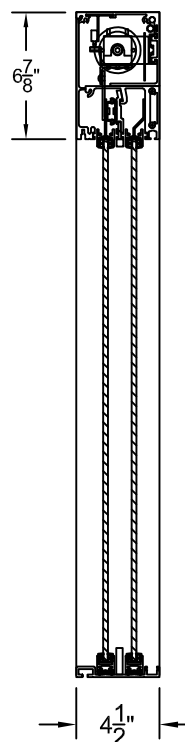
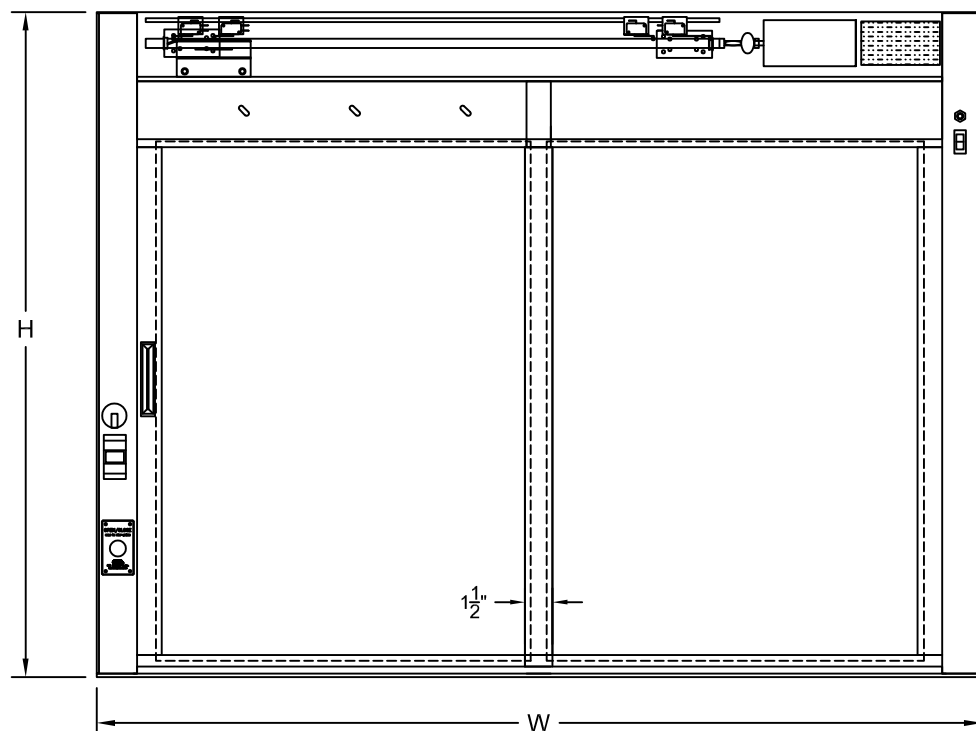
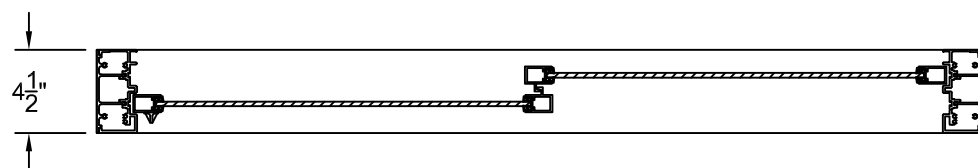


CRL ALL ELECTRIC FULLY AUTOMATIC DELUXE SLIDING SERVICE WINDOW EDW1802



SPECIFICATIONS:

FOR HEAVY DUTY OR COMMERCIAL USE, EACH UNIT IS CUSTOM FABRICATED TO FIT MOST OPENINGS.

MATERIALS: ALUMINUM EXTRUSIONS 6063-T6, PILE WEATHER-STRIPING, GLAZING, STAINLESS STEEL CONTROL PANEL ASSEMBLY.

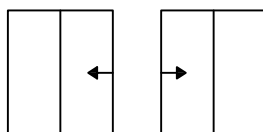
CONTROLS: INFRARED SENSING DEVICE AND AUTOMATIC/OFF/MANUAL SWITCH INCLUDED IN STAINLESS STEEL HOUSING. JAMB MOUNTED PUSH BUTTON SWITCH FOR MANUAL OPERATION. HEADER MOUNTED MASTER POWER SWITCH AND PUSH TO RESET MASTER FUSE.

POWER REQUIREMENTS: 115V AC ONLY

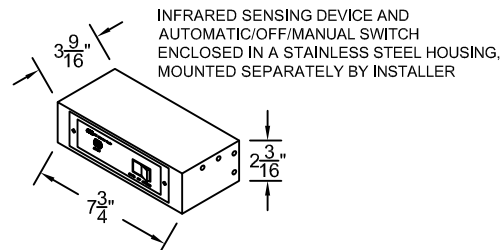
GLAZING: CHOICE OF 1/4" - 1/2" TEMPERED, LAMINATED, TINTED OR WIRE GLASS OR 1/2" INSULATING GLASS.

FINISH: AVAILABLE IN SATIN ANODIZED (A), DURANODIC BRONZE (DU), ANY OF THE 187 RAL POWDER PAINT COLORS, OR CUSTOM KYNAR PAINT COLORS (P)..

AVAILABLE CONFIGURATIONS



AS VIEWED FROM CLERK'S SIDE



CRL TRANSACTION HARDWARE

C.R. Laurence Architectural Products

Phone Orders (800) 421-6144

Fax Orders (800) 262-3299

WWW.CRLAURENCE.COM

Patent Pending