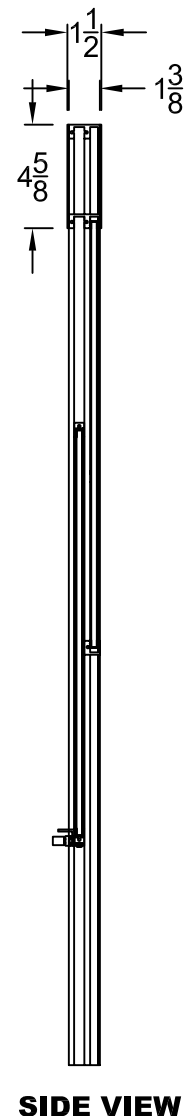
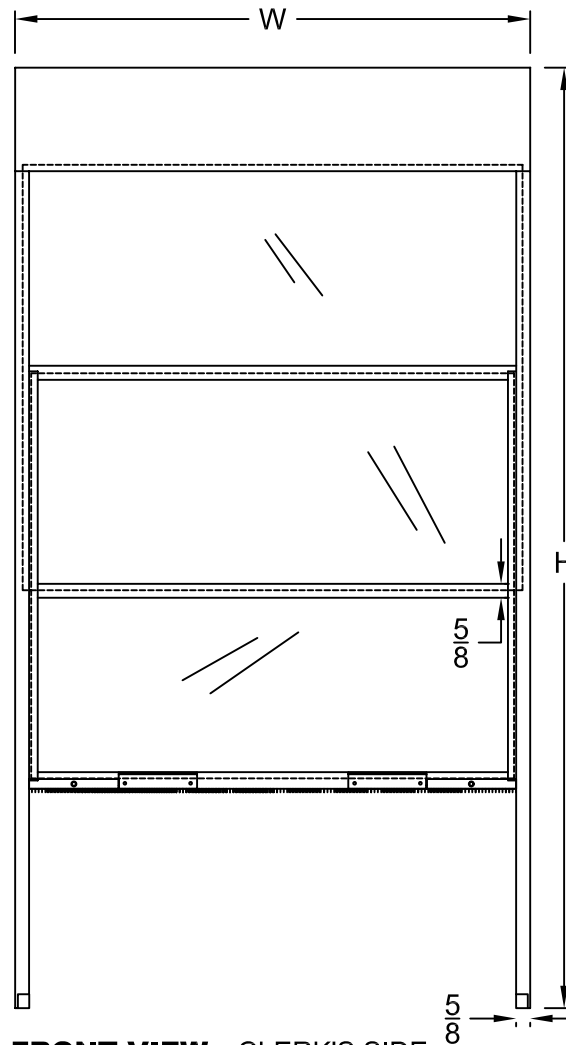

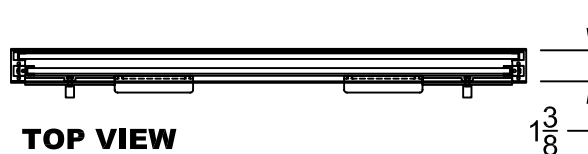


CRL VERTICAL SLIDING SERVICE WINDOW WITH SASH BALANCE

CAT NO.	FINISH	GLAZING
SWB1000A	SATIN ANODIZED	1/4" VINYL ONLY
SWB1000DU	DARK BRONZE	1/4" VINYL ONLY
SWB1014A	SATIN ANODIZED	1/4" GLAZING
SWB1014DU	DARK BRONZE	1/4" GLAZING
SWB1014P	POWDER PAINT	1/4" GLAZING
SWB1014K	KYNAR PAINT	1/4" GLAZING



CRL TRANSACTION HARDWARE

C.R. Laurence Architectural Products

Phone Orders (800) 421-6144

Fax Orders (800) 262-3299

WWW.CRLAURENCE.COM

Patent Pending

WITHOUT SCREEN

0

X

CLERK'S SIDE

NOTE:

WINDOWS UNDER 1050 SQ. IN. (WXH) DO NOT REQUIRE SASH BALANCES. SEE DRAWINGS FOR CAT.NO. SW1000. IF WINDOW IS TO BE INSTALLED IN EXISTING OPENING, DEDUCT 1/4" OFF THE WIDTH AND 1/8" OFF THE HEIGHT FOR ADEQUATE CLEARANCE