



# FRAMING NUMBERING KEY


## CENTER GLAZED 400, 450, AND 451 SERIES FRAMING SYSTEM

SERIES		TYPE		HINGE	
CODE	DESCRIPTION	CODE	DESCRIPTION	CODE	DESCRIPTION
FA	Frame with Tubular Jambs for Pair with Standard 3-Point Lock	1	Up/Over Frame (1-3/4" x 4" )	0	Centery Hung Blank/Custom Hardware
FR	Frame with Tubular Jambs for Rim Panic	2	"H" Frame (1-3/4" x 4")	1	Offset Hung with Offset Pivots for OHCC
FZ	Frame with Tubular Jambs for Concealed Vertical Rod Panic	3	Transom Frame (1-3/4" x 4")	2	Offset Hung with Offset Pivots
0A	Frame with Open Back Jambs for Pair with Standard 3-Point Lock	4	Up/Over Frame (1-3/4" x 4-1/2")	4	Offset Hung with Butt Hinges for OHCC
0B	Frame with Open Back Jambs for Standard Hookbolts (SGL) or Flushbolts (PRS)	5	"H" Frame (1-3/4" x 4-1/2")	5	Offset Hung with Butt Hinges
0V	Frame with Open Back Jambs for Rim Panic	6	Transom Frame (1-3/4" x 4-1/2")	6	Offset Hung Blank/Custom Hardware
0Z	Frame with Open Back Jambs for Concealed Vertical Rod Panic	7	Up/Over Frame (2" x 4-1/2")	7	Center Hung for OHCC
1B	2" x 4-1/2" Open Back Thermal Frame for Hardware as Noted - 1-3/4" Door	8	"H" Frame (2" x 4-1/2")	8	Offset Hung with Geared Hinged
TB	2" x 4-1/2" Open Back Thermal Frame for Hardware as Noted - 2-1/4" Door	9	Transom Frame (2" x 4-1/2")	9	Offset Hung with Geard Hinged for OHCC

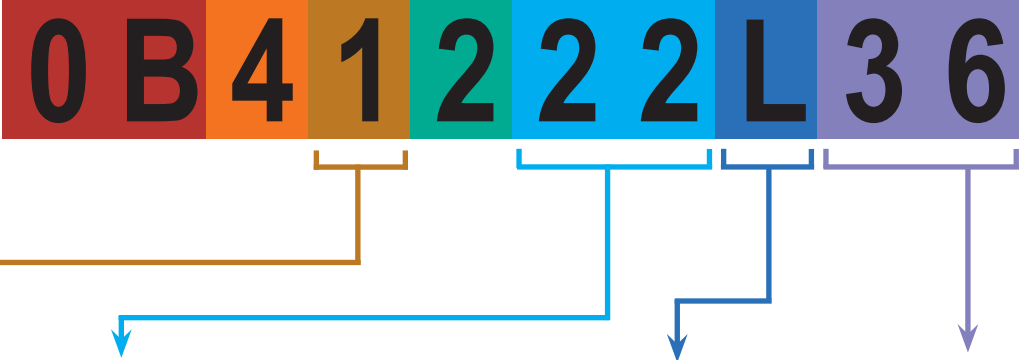
  

  
Up/Over  
Frame

  
"H"  
Frame

  
Transom  
Frame



SINGLE/PAIR		FINISH		LATCH SIDE		DOOR OPENING	
CODE	DESCRIPTION	CODE	DESCRIPTION	CODE	DESCRIPTION	CODE	DESCRIPTION
1	Single	11	Clear Anodized Class I	L	Left Side	36	Single 36" x 84"
2	Pair	22	Dark Bronze / Black Anodized Class I	R	Right Side	72	Pair 72" x 84"
		52	Bone White 70% KYNAR® (2 Coat)				
		71	Standard 70% KYNAR® (2 Coat) Standard Color per Chart				
		71	Custom 70% KYNAR® (2 Coat) - Specify _____				
		71	Custom 70% KYNAR® (3 Coat) - Specify _____				