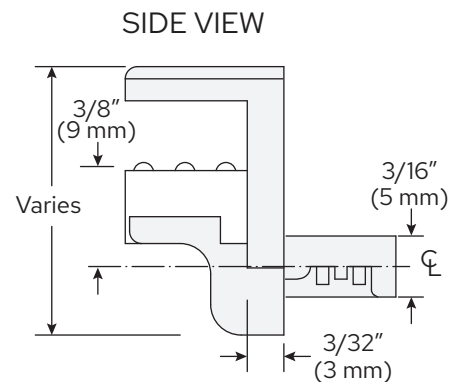
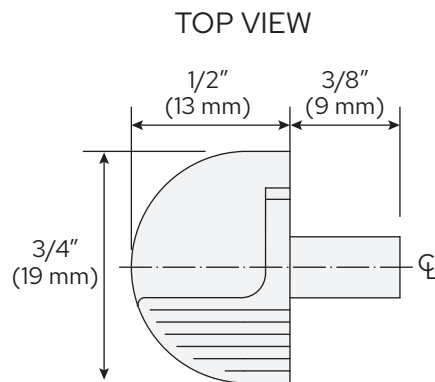


# CRL 3346349 SHELF SUPPORT

Cat. No. 3346349 Shelf Support prevents glass shelves from tipping or unintentionally being lifted and removed. For use with 1/4", 5/16" and 3/8" (6, 8, and 10 mm) Glass widths.

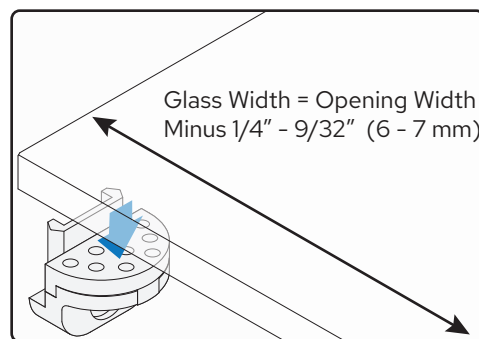
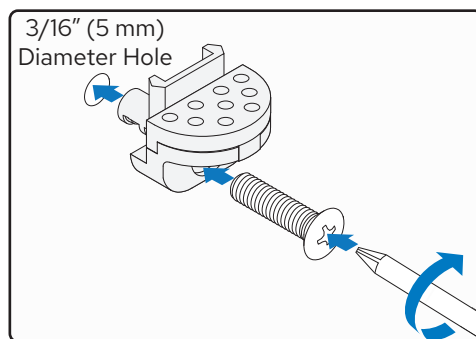


**Cat. No. 3346349**  
Shelf Support

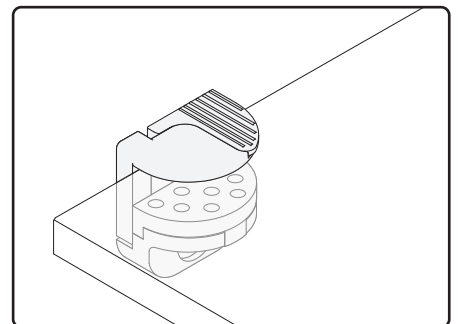
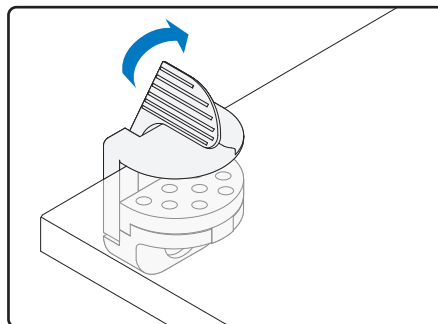
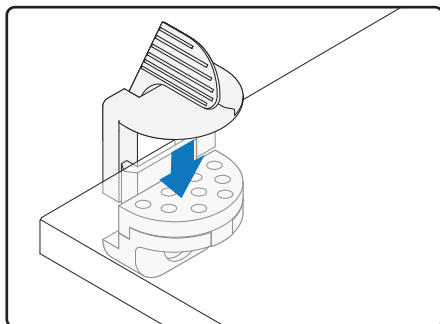


Material: Zinc alloy; Glass Rest: Plastic, transparent.  
Finish: Nickel-Plated

Glass Width: Opening Width Minus 1/4" (6 - 7 mm)  
Drill 3/16" (5 mm) Hole to Mount.



Install base with fasteners suitable for substrate and place the glass shelf.



Insert the tightening element and push down to fix the glass shelf in place.

**CRL**  
A CRH COMPANY

Phone: (800) 421-6144 • Fax: (866) 921-0531  
crlaurence.com • crl-arch.com