

Quote/Order Request Form

Date _____

Name _____
 Email _____
 Phone Number _____

Company _____
 Account Number _____
 Job Name _____

Utilize this form to assist you in covering the details required to quote a Monterey Bi-Folding Glass Wall System. Going through this exercise should prevent you from overlooking any details related to your installation.

IMPORTANT: Depending on the complexity of your project, one or more of the following may be required to accurately order: sketches or drawings of your particular application with dimensions; printed architectural drawings or CAD files; photos of the job site conditions (digital images are preferable).

NOTE: Please download and submit completed form to entrance.partitions@crlaurence.com. A final sign off is required prior to any custom fabrication.

SYSTEM

- S55 Standard
- S80 Thermally Broken
- Reinforced Mullion

APPLICATION

- Interior
- Exterior

SYSTEM DETAILS

One Form Per Opening.

Mark: _____

Quantity: _____

Rough Opening Size: _____

Horizontal Muntin Quantity: _____

Horizontal Muntin Location: _____

Vertical Muntin Quantity: _____

Vertical Muntin Location: _____

Window: Sill Height From Finished Floor: _____

- Standard 2-Point Lever Latch (No exterior access)

- Optional 3-Point Keyed Access * (On Models With Swing Door Only)

- Cylinder and Cylinder
- Thumbturn and Cylinder
- (not for use on S80 outswing)

- Raised Sill
- Flush Sill **

**Trench Drain (by others) Recommended for Exterior Application.

* 3-Point Keyed Lock Minimum Panel Height 72-1/2"

FRAME AND PANEL FINISH

- Traffic White (PCTT80109)
- Jet Black (PCTT90104)
- Flat Black (PCAT99115)
- Satin Anodized
- Black Bronze Anodized
- Standard Kynar Color
- Specify: _____
 - 2 Coat
 - 3 Coat
 (Kynar not available for S80 Model)

HARDWARE FINISH ***

- Hinges, Locks, Guides and Hangers
- Black Powder Coat
 - White Powder Coat
 - Brushed Stainless Steel

*** All frame and panel finishes are supplied with black hardware (with exception of white) unless otherwise specified.

GLAZING

- S55
 - Monolithic 1/4" 3/8" 1/2"
 - Insulating 3/4" 1" (3/16", 5/8", 3/16") 1" (1/4", 1/2", 1/4")
- S80
 - Insulating 1" (3/16", 5/8", 3/16") 1" (1/4", 1/2", 1/4") 1-1/4" (1/4", 3/4", 1/4")

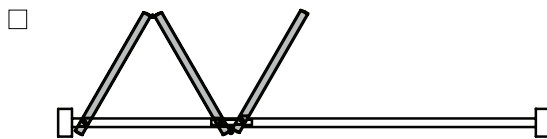
- By Others
 - By C.R. Laurence
- Specify (Color/Type): _____

SYSTEM

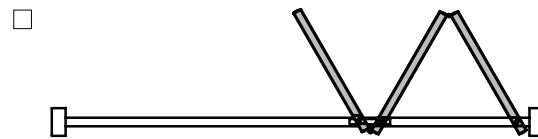
NOTE: Examples shown swing-out. Opposite hand or swing-in configuration are also available.

- Inswing
- Outswing (As Shown)

Bifold



_____ # of Panels Folding Left



_____ # of Panels Folding Right

RESET BUTTON


Please submit to:
entrance.partitions@crlaurence.com



CONFIGURATION BASED ON INSIDE VIEW (CONTINUED)

NOTE: Examples shown swing-out. Opposite hand or swing-in configuration are also available.

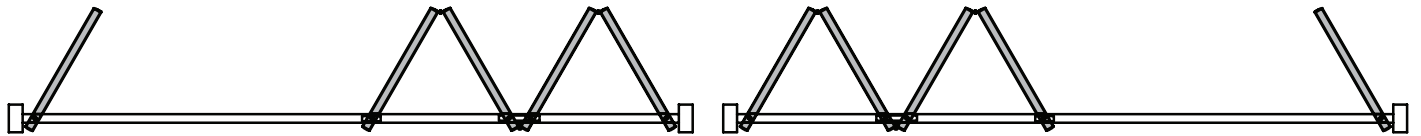
Bipart



_____ # of Panels Folding Left

_____ # of Panels Folding Right

Bifold with Pivot Panel




Pivot Left / _____ # of Panels Bifold Right

_____ # of Panels Bifold Left / Pivot Right

Floating Panel Option Available
(Provide Elevation and Plan View Sketches)

LAYOUT GRID TO SKETCH DESIGN



NOTES

RESET BUTTON

Please submit to:
entrance.partitions@crlaurence.com

