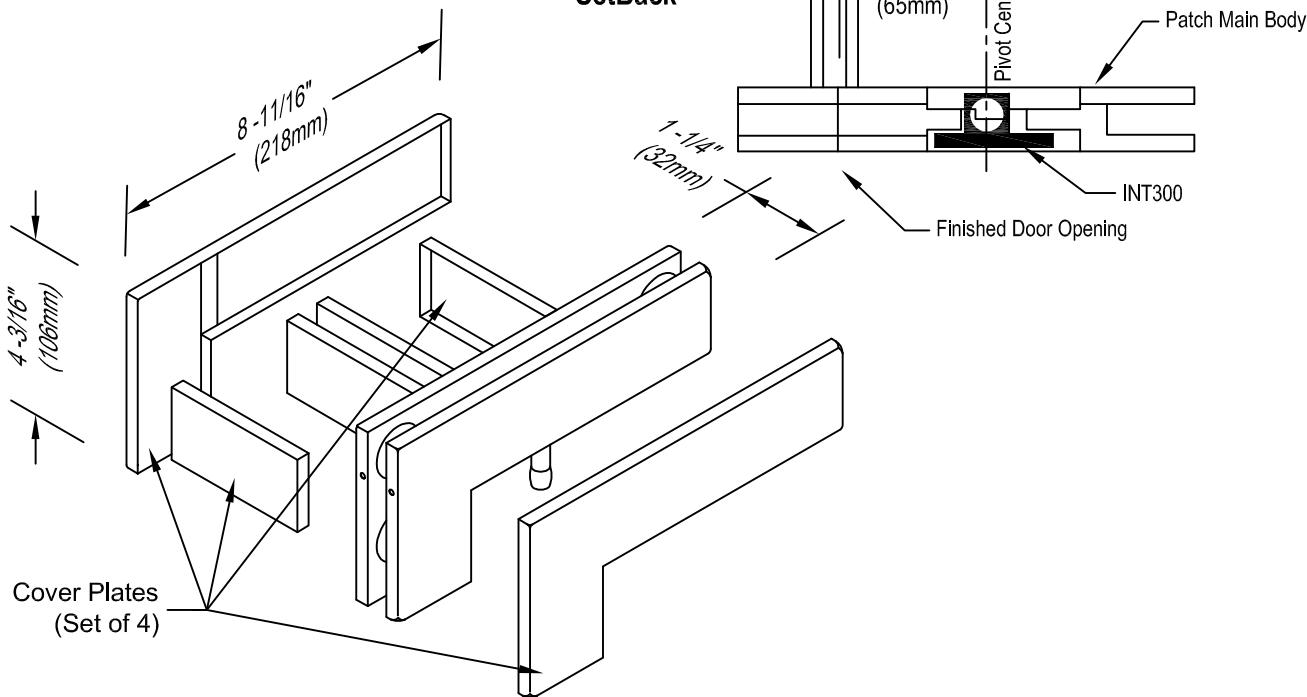


**C.R. LAURENCE CO., INC.**  
PROFESSIONAL QUALITY



## CRL LEFT HAND SIDELITE MOUNTED TRANSOM PATCH with SUPPORT FIN BRACKET

North American 2 -3/4" (70mm) SetBack OR

European 2 -9/16" (65mm) SetBack

Includes INT300 Insert, Cover Plates

**Cat No. PH41L**

## Important Information:

The PH41L Left Hand Sidelite Mount Transom Patch is designed for 2 -3/4" (70mm) and 2 -9/16" (65mm) setbacks. This dimension is measured from the "finished" door opening to the pivot center line. When using the PH41L Left Hand Sidelite Mount Transom Patch simply reverse the INT300 pivot insert to match either setback.

## Specifications:

**Glass Sizes:** 3/8" (10mm) to 1/2" (12mm) thick tempered safety glass

**Construction:** High density casting

**Cutouts and Holes Required**

**Includes:** Gaskets, screws and template

**Insert:** (Included) - INT300 Pivot Insert

**Accessories:** (Included) - None

**Available Finishes:**

- PH41LA Satin Aluminum
- PH41LBR Polished Brass (Lacquered)
- PH41LBS Brushed Stainless Steel
- PH41LPS Polished Stainless Steel

## Use of Gaskets:

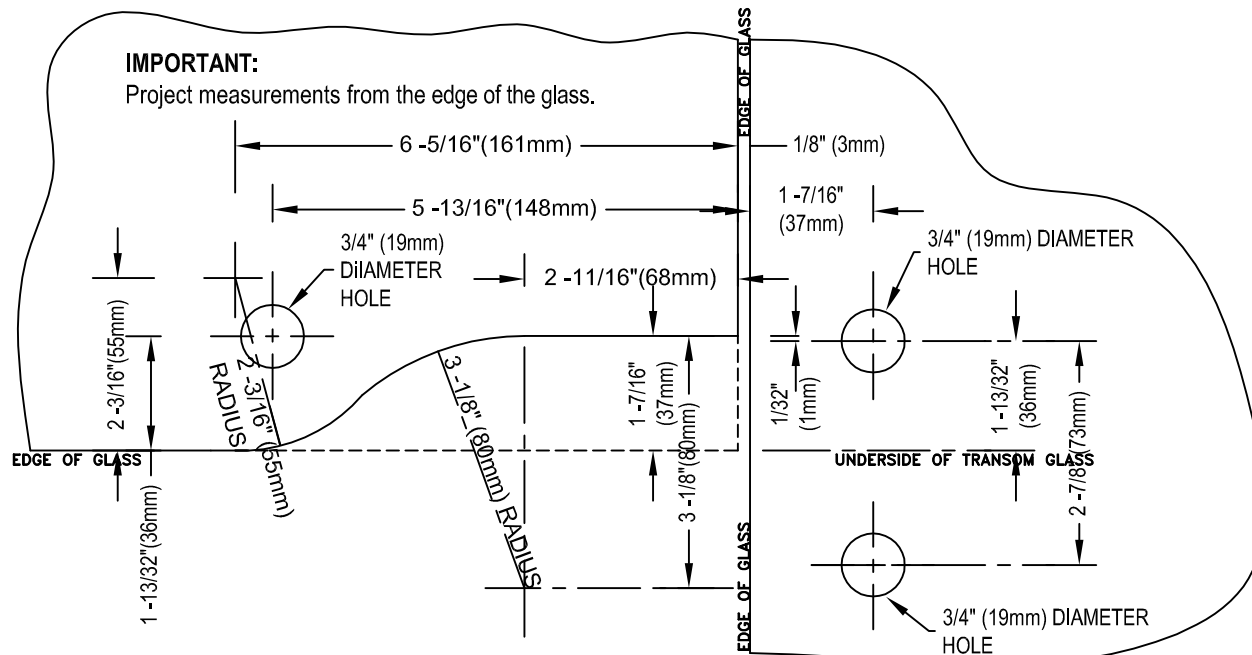
**For 3/8" (10mm) Glass:** Use two gaskets on each side

**For 1/2" (12mm) Glass:** Use one gasket on each side

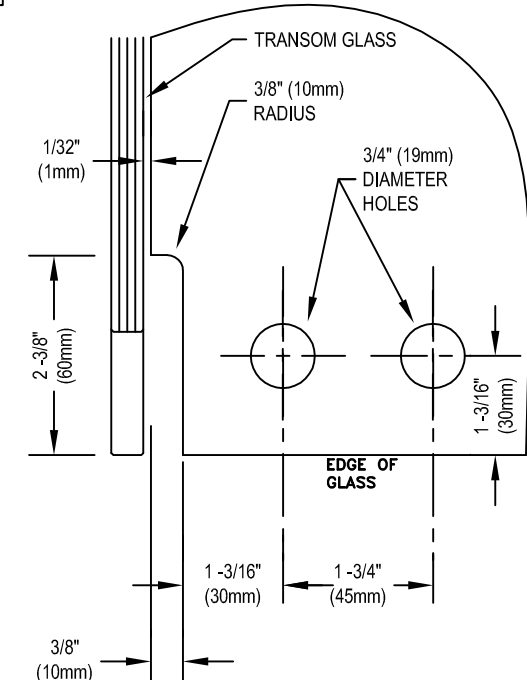
## Recommendations:

For public safety, we recommend the use of only tempered safety glass.

**SEE TEMPLATE ON BACK**  
**Refer to Dimensions Shown**  
**to Ensure Accuracy**



## SIDELITE GLASS



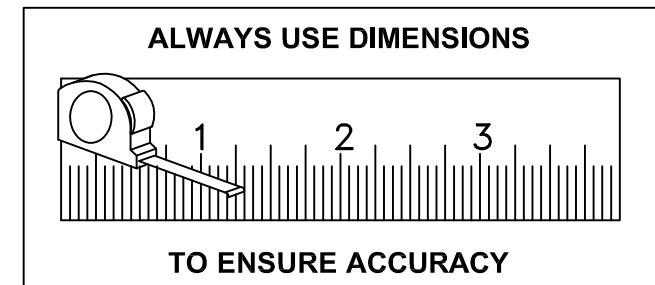
## SUPPORT FIN GLASS

## with SUPPORT FIN BRACKET

## European 2 -9/16" (65mm) SetBack

## Includes INT300 Insert, Cover Plates

**Cat No. PH41L**



**DO NOT SCALE**