

Company

Additional

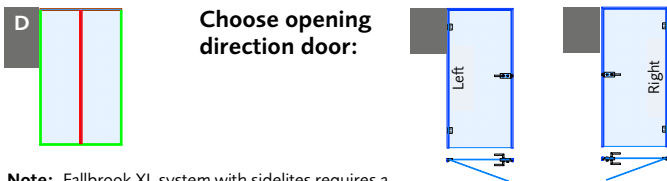
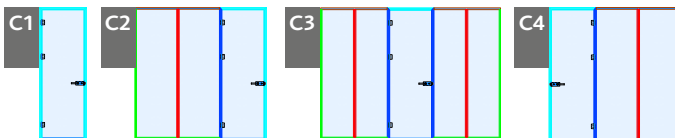
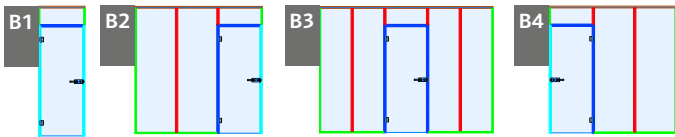
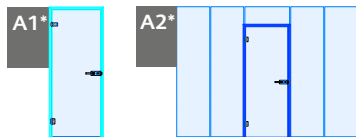
Customer no

info

Project

## Choose system type (A1-D):

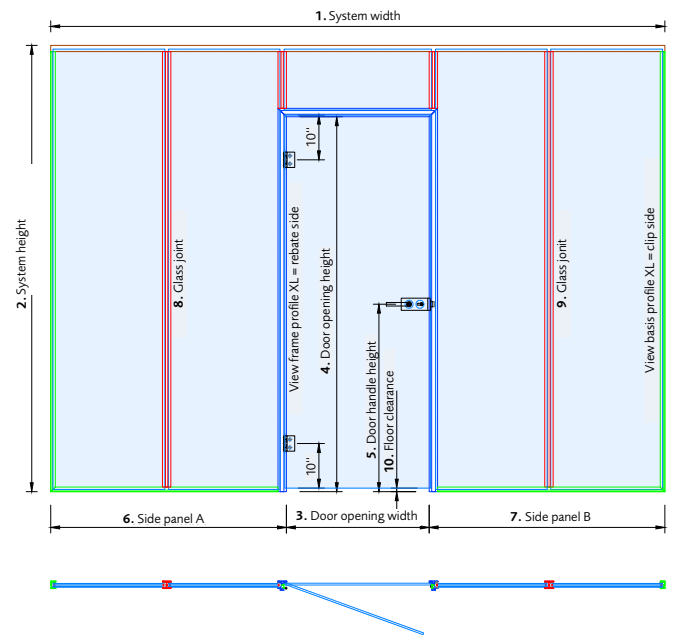
\*A1: Frame for wall connection  
\*A2: Frame for glass connection with on-site fixed glazing profiles



Choose opening direction door:

**Note:** Fallbrook XL system with sidelites requires a minimum of two panels to either side of door opening for glazing purposes.

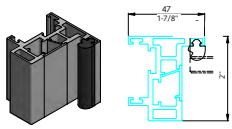
## SYSTEM VIEW = REBATE SITE = CLIP PROFILE SIDE (FRAME PROFILE)



## System details

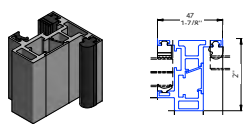
1. System width\*
2. System height\*
3. Door opening width\*
4. Door opening height\*
5. Door handle height
6. Side panel A
7. Side panel B
8. Quantity intermediate vertical profile side panel A\*
9. Quantity intermediate vertical profile side panel B\*
10. Floor clearance

\*Required for quoting

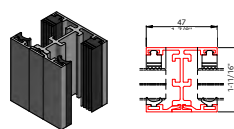


### DOOR FRAME PROFILES

Door frame profile XL for wall connection

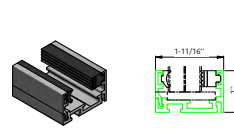


Door frame profile XL for glass connection

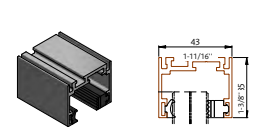


### FIXED FRAME PROFILES

Profile for glass bump XL for intermediate vertical



Fixed frame glazing profile XL for floor and wall (optional at ceiling)



Fixed frame glazing profile XL for ceiling

### DOOR SIZE LIMITATIONS

Maximum door width: 35-7/16" (900 mm)  
Maximum door weight: 165 lbs (75 kg)

### HINGE REQUIREMENTS – Number of hinges required:

2 hinge: door weight up to 110 lbs (50 kg) OR door height up to 78-3/4" (2000 mm)  
3 hinges: door weight over 110 lbs (50 kg) up to 165 lbs (75 kg) OR door height over 78-3/4" (2000 mm) up to 98-7/16" (2500 mm)  
4 hinges: door height over 98-7/16" (2500 mm) to maximum height 118" (3000 mm) regardless of weight

## Glass type & thickness

<b>Door:</b>	Glass type	FTG	LSG		
	Glass thickness	3/8"	1/2"		
<b>Fixed part:</b>	Glass type	FTG	LSG		
	Glass thickness	5/16"	3/8"	1/2"	5/8"

## Finishes

**Profile finishes:** Satin anodized  
Black satin anodized

**Gasket color:\*** Black Grey

FTG = Fully tempered glass

LSG = Laminated safety glass

\*Black gasket is default color for Black matte anodized profiles and Brushed nickel anodized profiles. Grey gasket is default for Satin anodized profiles.

## Please select single fittings:

### CRL Fallbrook Square Hinge



FHSMBL  
Matte black  
FHSSA  
Satin anodized

### CRL Fallbrook Square Latch



FLSMBL  
Matte black  
FLSSA  
Satin anodized

### CRL Fallbrook Handle Set Rounded



FLHMBL  
Matte black  
FLHSA  
Satin anodized

### CRL Fallbrook Square Latch with cylinder



FLKSMBL  
Matte black  
FLKSSA  
Satin anodized

### CRL Fallbrook Handle Set Square Mitered



FLHMTMBL  
Matte black  
FLHMTSA  
Satin anodized