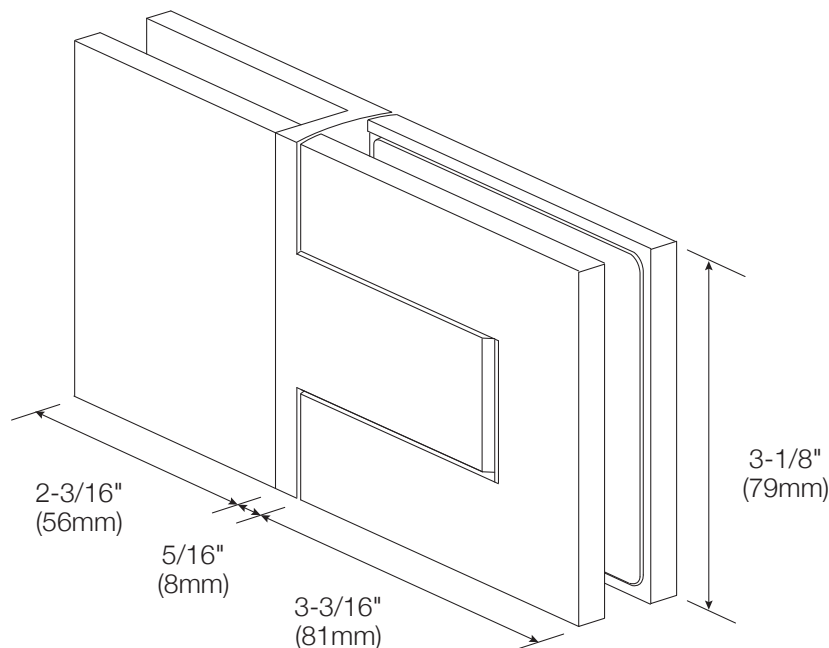




C.R. LAURENCE CO., INC.
PROFESSIONAL QUALITY



PALERMO

180° Glass-to-Glass Hinge

CAT. NO. PAL180

*Maximum Door Capacities	3/8" (10mm) Glass		1/2" (12mm) Glass	
	Weight	Width	Weight	Width
Using 2 Hinges	110 lbs.(50 kg)	39"(1m)	110 lbs.(50 kg)	39"(1m)

***NOTE:** Do not exceed either maximum weight or width when choosing proper quantity of hinges.

C.R. Laurence Co., Inc.
crlaurence.com

For technical assistance in the United States call toll free (800) 421-6144; from Canada call toll free (877) 421-6144;
Outside the U.S. and Canada call (323) 588-1281. Ask for Tech Sales at Extension 7740. Toll free fax (800) 458-7496.

Important Information:

The closed position angle is adjustable.

Specifications:

Glass Sizes: 3/8" (10mm) to 1/2" (12mm) thick tempered safety glass

Construction: Solid brass

Closing Type: Self-centering when within 15° of closed position

Cutout Required

Includes: Gaskets, screws and template

Use of Gaskets:

For 3/8" (10mm) Glass: Use one thick gasket on each side

For 1/2" (12mm) Glass: Use one thin gasket on each side

Recommendations:

For public safety, we recommend the use of only tempered safety glass.
Do not use power tools when installing these hinges.

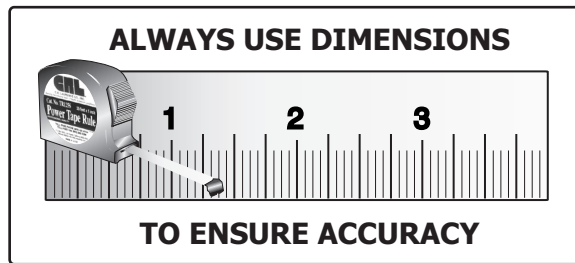
Maintenance Guidelines:

- Our hinges are greased at the factory for quiet and trouble-free operation. If there is any squeaking that occurs after installation, put a drop of "3 in 1 Oil" (also known as "household oil") on the white nylon washer that the hinge body pivots on. This washer is the component that acts as a buffer, so the body of the hinge doesn't pivot directly on the brass center block. This solution doesn't require the disassembly of the hinge. **Note: Do not use spray lubricant on these hinges.** If the hinge has been disassembled, upon re-assembly, use white lithium grease to lubricate the interior mechanism.
- Never use an abrasive cleaner on the hardware. Many of the components are coated with a clear lacquer that will be irreparably damaged if subjected to harsh, abrasive chemicals. Advise your customer that drying the hardware with a clean, soft towel on a daily basis is the best way to maintain the hardware. If mineral deposits build-up, mix a couple of drops of a mild liquid soap (such as Ivory or a similar product) into a cup of warm water. Using a soft, non-abrasive cloth, clean the hardware. Rinse thoroughly with clean, warm water and dry.



C.R. LAURENCE CO., INC.
PROFESSIONAL QUALITY

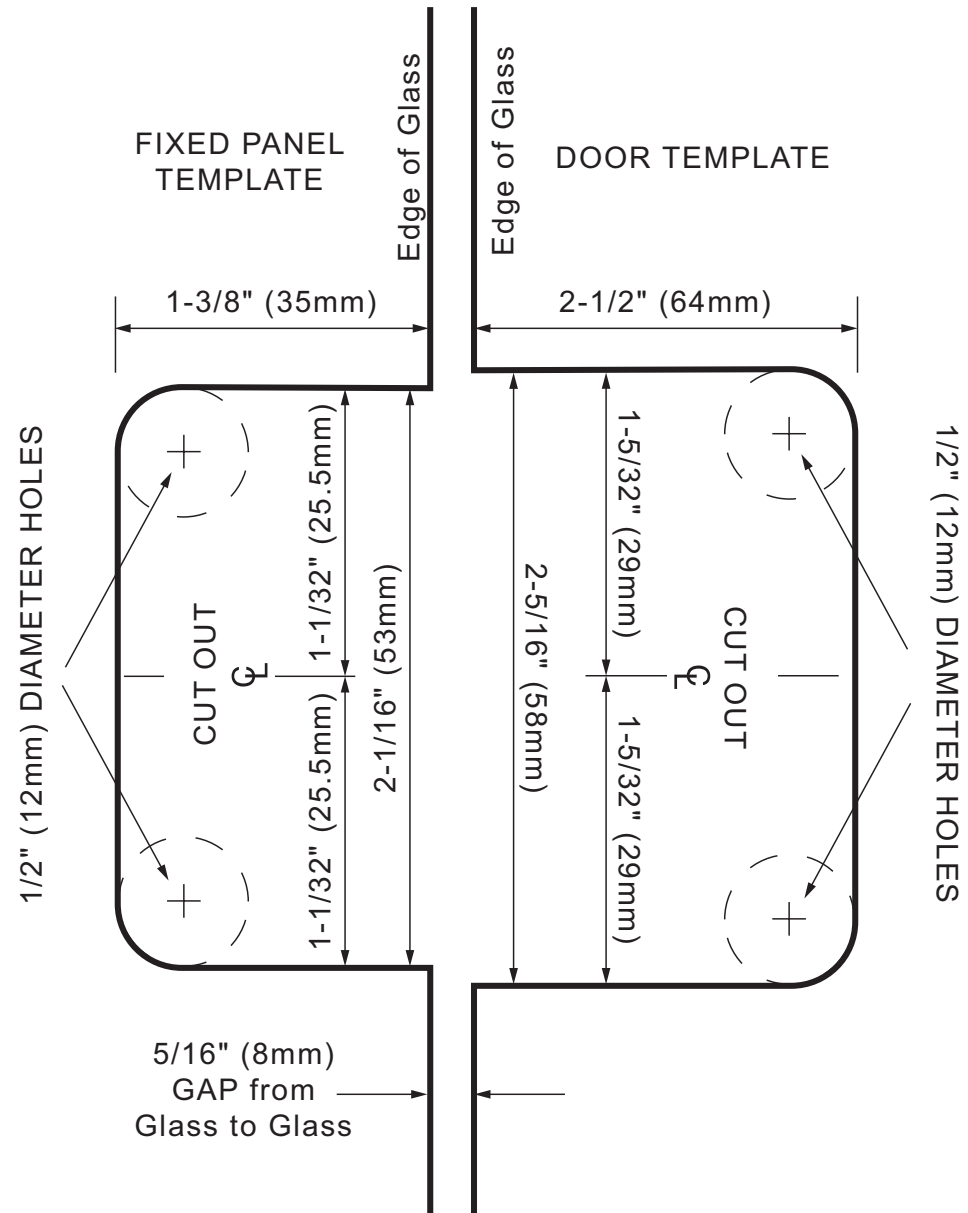
IMPORTANT: Project measurements from the edge of the glass.



PALERMO

180° Glass-to-Glass Hinge

CAT. NO. PAL180



C.R. Laurence Co., Inc.
crlaurence.com

For technical assistance in the United States call toll free (800) 421-6144; from Canada call toll free (877) 421-6144; Outside the U.S. and Canada call (323) 588-1281. Ask for Tech Sales at Extension 7740. Toll free fax (800) 458-7496.

4A-30

© Copyright 2009, C.R. Laurence Co., Inc_SDT21_U5