



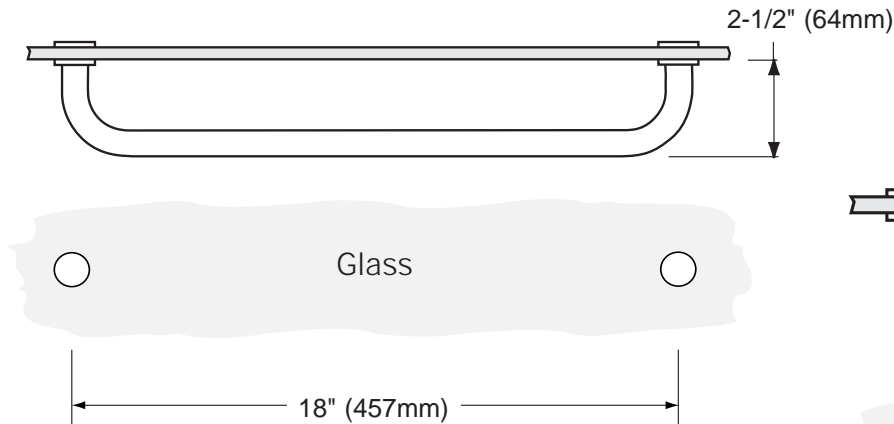
C.R. LAURENCE CO., INC.
PROFESSIONAL QUALITY

CAT No. BM18

CAT No. CATB18 (ACRYLIC CONSTRUCTION-REGULAR STYLE)

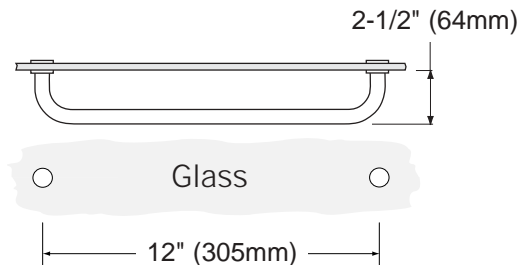
CAT No. CATBT18 (ACRYLIC CONSTRUCTION-TWIST STYLE)

CAT No. SDTBS18 (TUBULAR BRASS CONSTRUCTION)



CAT No. BM12

CAT No. SDTBS12 (TUBULAR BRASS CONSTRUCTION)



TOWEL BARS

Single-Sided Glass Mounted (Tubular Brass or Acrylic Construction)

Specifications:

* See note at bottom of page concerning towel bars not shown in the diagrams on this page.

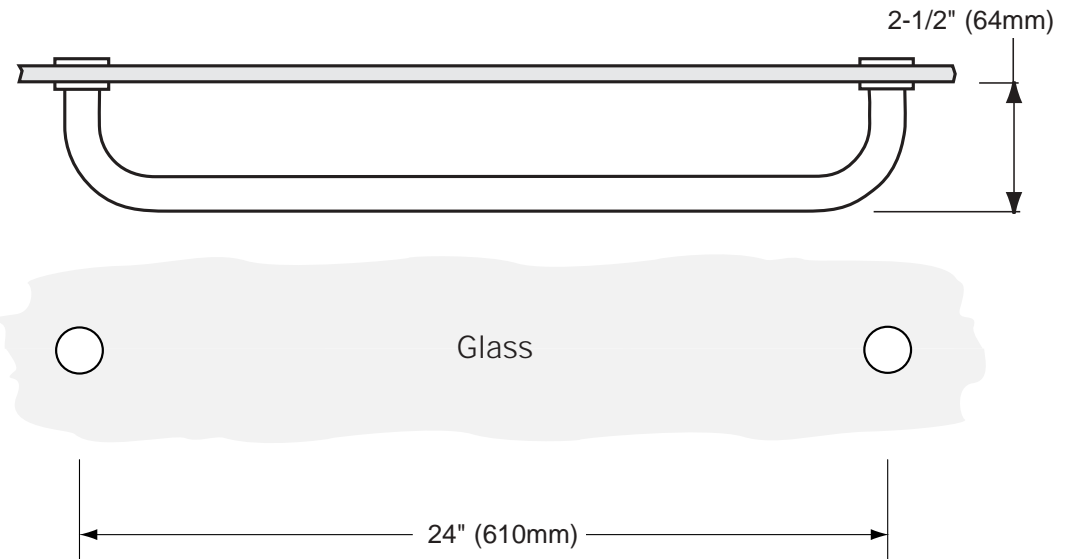
All Holes Are 1/2" (12mm) Diameter
All Measurements Are Center-To-Center
Appropriate Clear Gaskets Included
Fits 1/4" (6mm) to 1/2" (12mm) Glass

CAT No. BM24 (TUBULAR BRASS CONSTRUCTION)

CAT No. CATB24 (ACRYLIC CONSTRUCTION-REGULAR STYLE)

CAT No. CATBT24 (ACRYLIC CONSTRUCTION-TWIST STYLE)

CAT No. SDTBS24 (TUBULAR BRASS CONSTRUCTION)



NOTE: Because there are numerous "BM" towel bars (example BM24CH), we are providing the following guideline for determining the fabrication required: Always drill 1/2" (12mm) diameter holes to the center-line of the length of the towel bar that is being ordered. The length of the towel bar is always provided in the catalog number of the product. **For example, a BM24CH is a 24" (610mm) center-to-center towel bar.** Therefore, it is correct to drill (2) 1/2" (12mm) diameter holes 24" (610mm) center-to-center apart. A **BM26BR** would require (2) 1/2" (12mm) diameter holes **26" (660mm)** apart, etc.